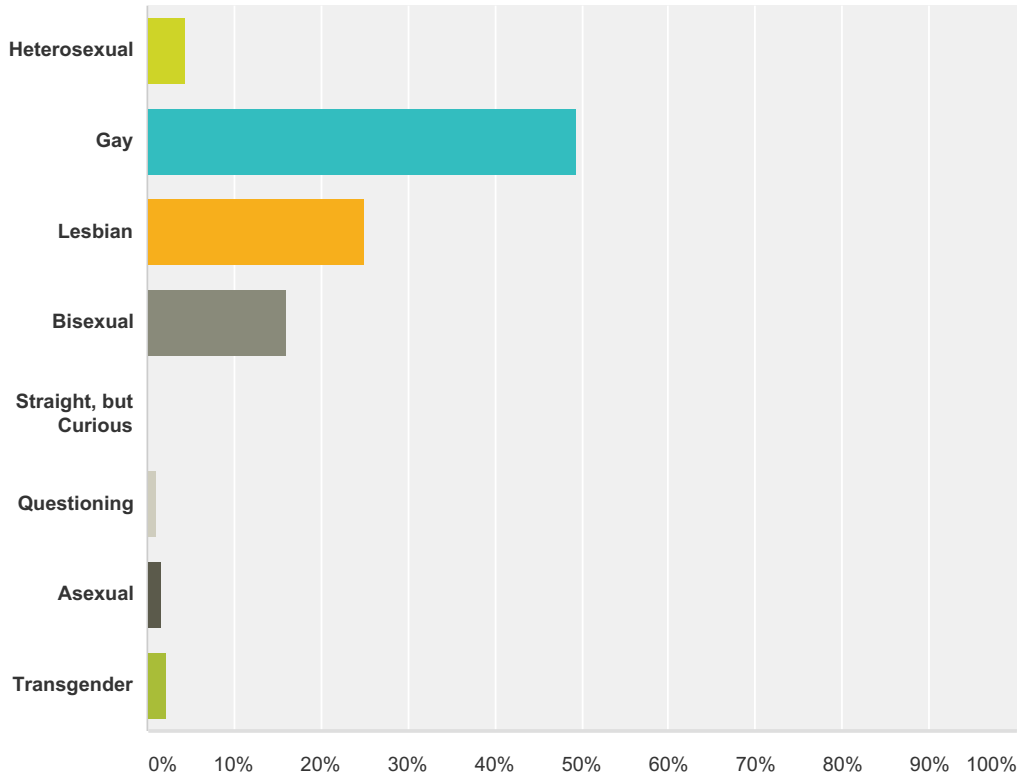


Q1 What is your sexual identification?

Answered: 180 Skipped: 2

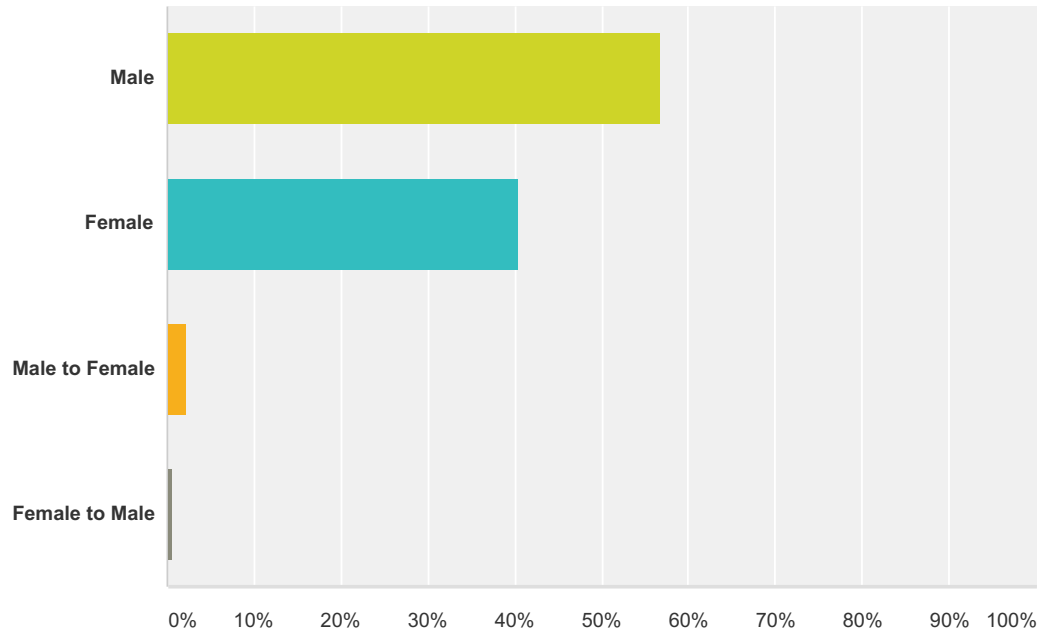


Answer Choices	Responses	
Heterosexual	4.44%	8
Gay	49.44%	89
Lesbian	25.00%	45
Bisexual	16.11%	29
Straight, but Curious	0.00%	0
Questioning	1.11%	2
Asexual	1.67%	3
Transgender	2.22%	4
Total		180

Q2 What is your gender identification?

Answered: 178 Skipped: 4

2014 Greater Dayton LGBT Center Rediscovering Our Community Survey

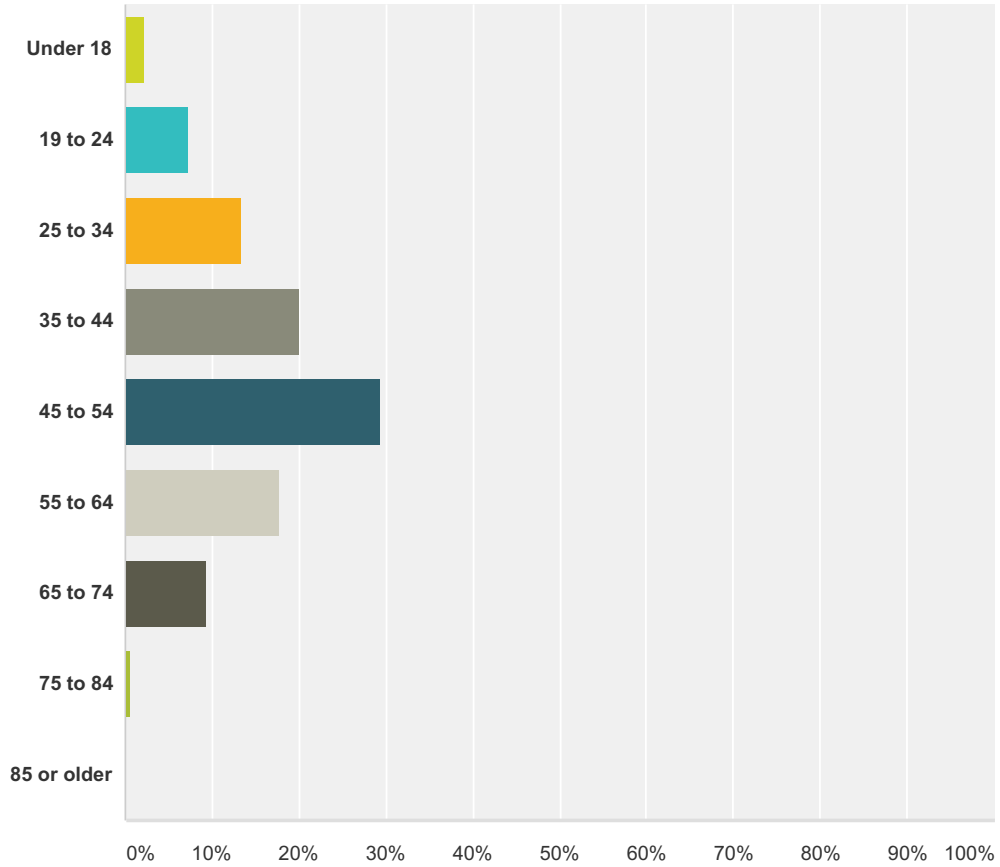


Answer Choices	Responses	
Male	56.74%	101
Female	40.45%	72
Male to Female	2.25%	4
Female to Male	0.56%	1
Total		178

Q3 What is your current age?

Answered: 180 Skipped: 2

2014 Greater Dayton LGBT Center Rediscovering Our Community Survey

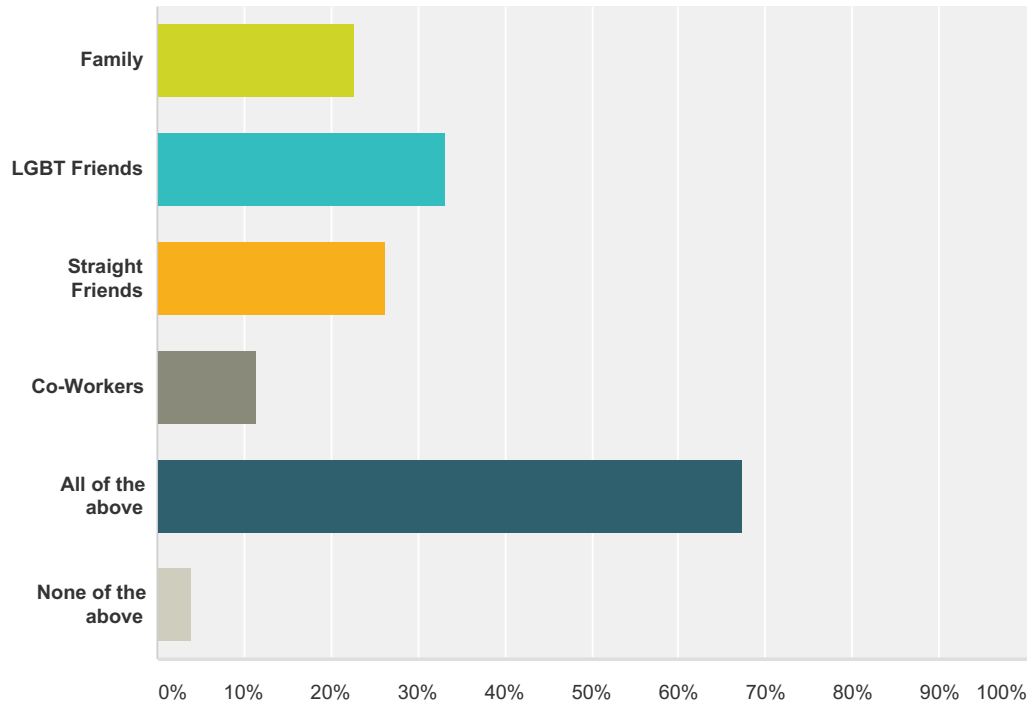


Answer Choices	Responses
Under 18	2.22% 4
19 to 24	7.22% 13
25 to 34	13.33% 24
35 to 44	20.00% 36
45 to 54	29.44% 53
55 to 64	17.78% 32
65 to 74	9.44% 17
75 to 84	0.56% 1
85 or older	0.00% 0
Total	180

Q4 If you identify as a sexual minority, are you 'out' to:

Answered: 175 Skipped: 7

2014 Greater Dayton LGBT Center Rediscovering Our Community Survey

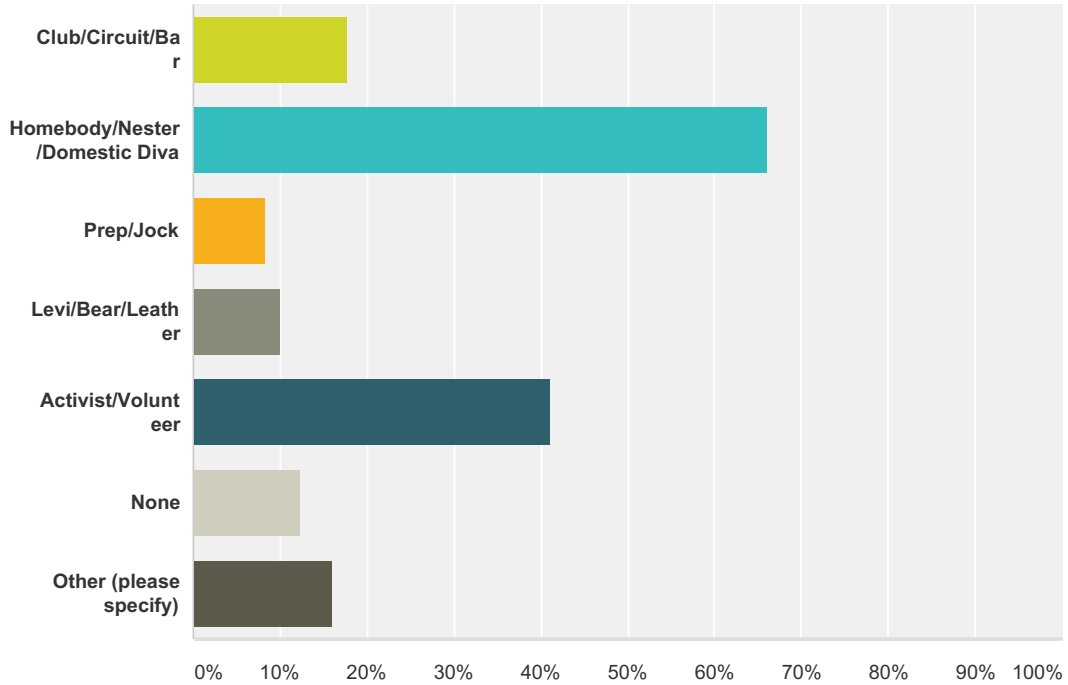


Answer Choices	Responses
Family	22.86% 40
LGBT Friends	33.14% 58
Straight Friends	26.29% 46
Co-Workers	11.43% 20
All of the above	67.43% 118
None of the above	4.00% 7
Total Respondents: 175	

Q5 Which 'scenes' do you fit into?

Answered: 180 Skipped: 2

2014 Greater Dayton LGBT Center Rediscovering Our Community Survey



Answer Choices	Responses
Club/Circuit/Bar	17.78% 32
Homebody/Nester/Domestic Diva	66.11% 119
Prep/Jock	8.33% 15
Levi/Bear/Leather	10.00% 18
Activist/Volunteer	41.11% 74
None	12.22% 22
Other (please specify)	16.11% 29
Total Respondents: 180	

#	Other (please specify)	Date
1	low level volunteer	10/29/2014 10:16 AM
2	I'm allergic to stereotyping	10/29/2014 9:28 AM
3	D/s	10/28/2014 4:53 PM
4	Chub chaser	10/28/2014 10:57 AM
5	Doesn't this question feed into stereotypes of LGBT fitting into specific pigeon holes?	10/27/2014 6:04 PM
6	I don't like these labels	9/12/2014 1:00 PM
7	Dayton Live Music	9/7/2014 8:19 PM
8	Geek	9/5/2014 12:10 PM
9	im just an average guy	8/11/2014 11:24 PM
10	DGMC	7/8/2014 12:25 PM
11	Works with LGBTQ population	7/3/2014 9:46 AM

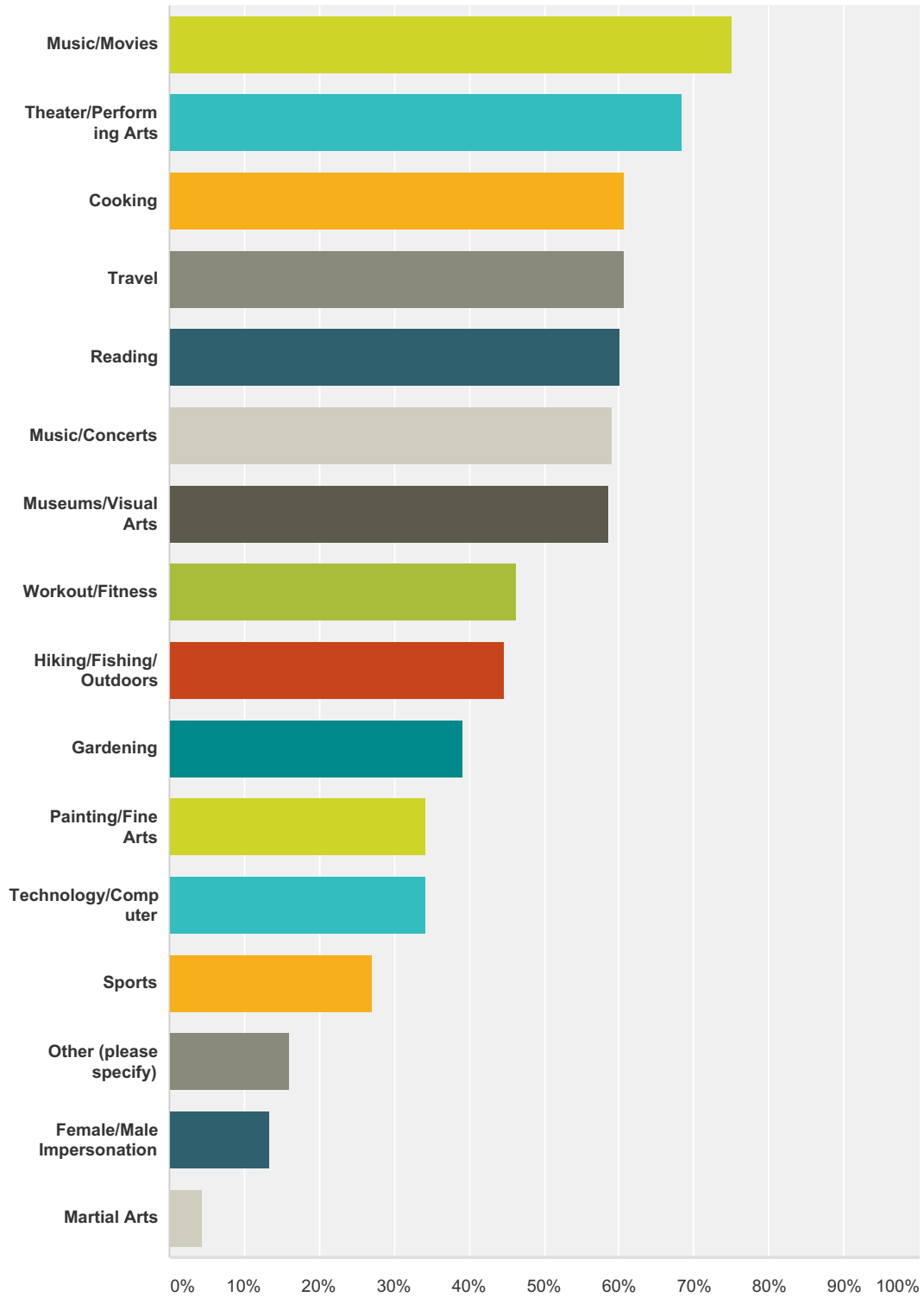
2014 Greater Dayton LGBT Center Rediscovering Our Community Survey

12	professional	7/3/2014 9:17 AM
13	Artist/bohemian	6/28/2014 11:22 PM
14	varies, but Nester and Volunteer are 80%	6/28/2014 4:08 PM
15	looking for part time partner	6/26/2014 6:50 PM
16	Bodybuilder	6/25/2014 4:51 AM
17	Social organizer/traveler	6/25/2014 12:12 AM
18	Coffeehouse and comic book stores	6/24/2014 11:31 PM
19	Arts/Community/Entrepreneurship	6/24/2014 10:28 PM
20	Professional	6/20/2014 5:17 PM
21	Older Social Groups	6/12/2014 7:27 AM
22	Professional	6/11/2014 8:47 PM
23	social	6/11/2014 7:02 PM
24	Faith Community	6/11/2014 7:00 PM
25	intellect, political, non drunk atmosphere, places where you enjoy each other's company without game playing, my partner and enjoy yard games, movies, casual dinning, ball games and exploration of new places.	6/10/2014 8:17 AM
26	Urban LGBT	6/9/2014 12:38 AM
27	Outdoor athlete	6/8/2014 8:59 PM
28	social but not in the bar scene	6/8/2014 8:37 PM
29	outdoor activities	6/7/2014 7:29 PM

Q6 What personal interests do you have?

Answered: 181 Skipped: 1

2014 Greater Dayton LGBT Center Rediscovering Our Community Survey



Answer Choices	Responses
Music/Movies	75.14% 136
Theater/Performing Arts	68.51% 124
Cooking	60.77% 110
Travel	60.77% 110

2014 Greater Dayton LGBT Center Rediscovering Our Community Survey

Reading	60.22%	109
Music/Concerts	59.12%	107
Museums/Visual Arts	58.56%	106
Workout/Fitness	46.41%	84
Hiking/Fishing/Outdoors	44.75%	81
Gardening	39.23%	71
Painting/Fine Arts	34.25%	62
Technology/Computer	34.25%	62
Sports	27.07%	49
Other (please specify)	16.02%	29
Female/Male Impersonation	13.26%	24
Martial Arts	4.42%	8
Total Respondents: 181		

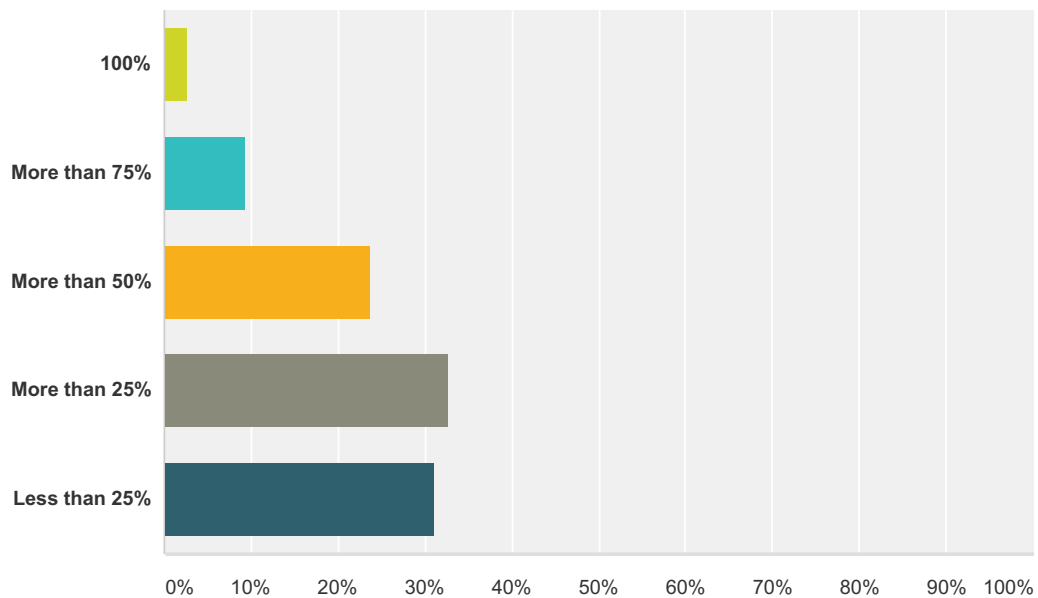
#	Other (please specify)	Date
1	treasure hunter, fossils, gems, diamonds, etc.	10/29/2014 7:43 AM
2	Crafting , Sewing	10/28/2014 9:02 PM
3	Video games, Prepping	10/28/2014 4:53 PM
4	Religion	10/28/2014 2:27 PM
5	Animal family members, "blood" family members, genealogy, languages, cultures, history, future ...	10/27/2014 6:04 PM
6	instruments	10/12/2014 5:26 PM
7	Church	9/13/2014 7:29 AM
8	yoga, paddling	9/12/2014 1:00 PM
9	Home renovation/Historic homes	9/8/2014 4:06 PM
10	animal rescue	9/8/2014 12:06 AM
11	Raising young children	9/7/2014 5:03 PM
12	gaming	8/1/2014 7:59 PM
13	Photography	7/24/2014 3:54 PM
14	board gaming	7/15/2014 2:18 AM
15	Books, Thrifting/Antiques	6/28/2014 4:12 PM
16	Board Games	6/26/2014 12:42 PM
17	Gaming	6/25/2014 4:25 PM
18	Historical Documentaries	6/25/2014 5:30 AM
19	Watching old black/white movies	6/25/2014 1:03 AM
20	Parenting	6/25/2014 12:12 AM
21	Gaming	6/24/2014 11:31 PM

2014 Greater Dayton LGBT Center Rediscovering Our Community Survey

22	animation/design/commercial art/diy	6/24/2014 10:28 PM
23	Academic Writing	6/20/2014 5:17 PM
24	Taking care of my family, pets, and writing	6/12/2014 7:52 AM
25	picnics, get together with responsible people, swimming	6/10/2014 8:17 AM
26	Working on cars	6/8/2014 10:48 PM
27	Dogs	6/8/2014 10:37 PM
28	Activism, social and political organizing	6/8/2014 10:31 PM
29	Genealogy, Family	6/8/2014 8:59 PM

Q7 What percentage of your overall time do you spend pursuing your hobbies and interests?

Answered: 180 Skipped: 2

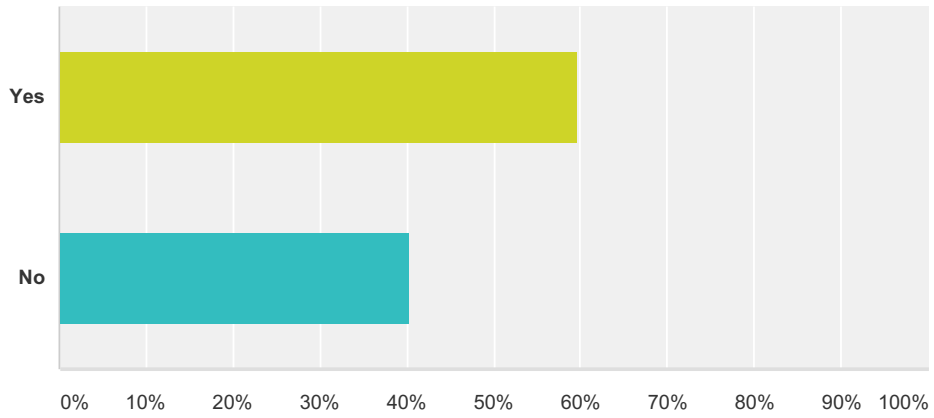


Answer Choices	Responses	Count
100%	2.78%	5
More than 75%	9.44%	17
More than 50%	23.89%	43
More than 25%	32.78%	59
Less than 25%	31.11%	56
Total		180

Q8 Do you attend clubs, museums, or any groups related to your interests outside of Dayton?

2014 Greater Dayton LGBT Center Rediscovering Our Community Survey

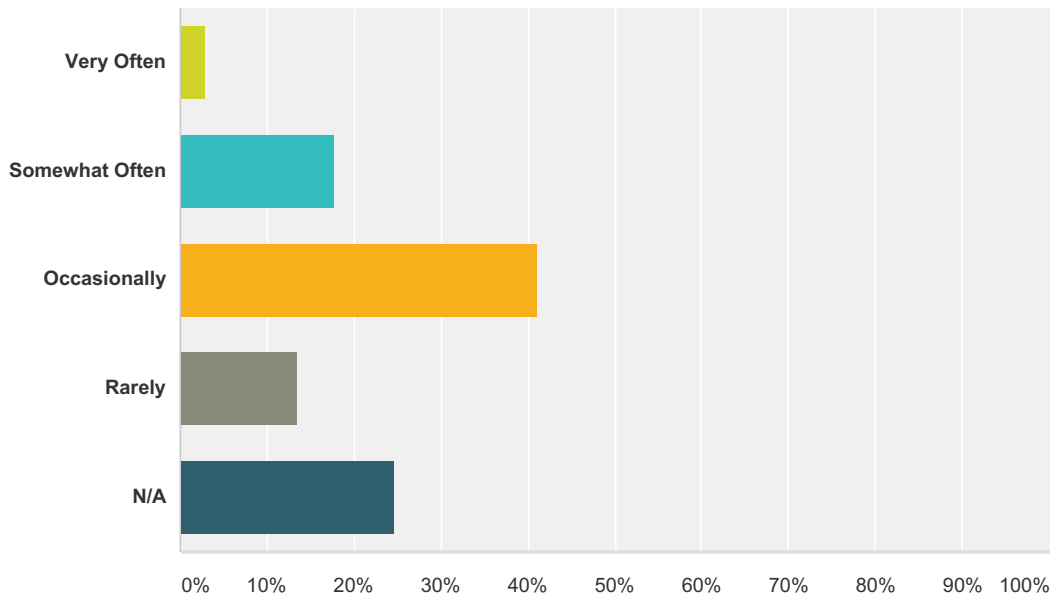
Answered: 181 Skipped: 1



Answer Choices	Responses	
Yes	59.67%	108
No	40.33%	73
Total		181

Q9 If yes, how often do you attend activities outside of Dayton?

Answered: 170 Skipped: 12



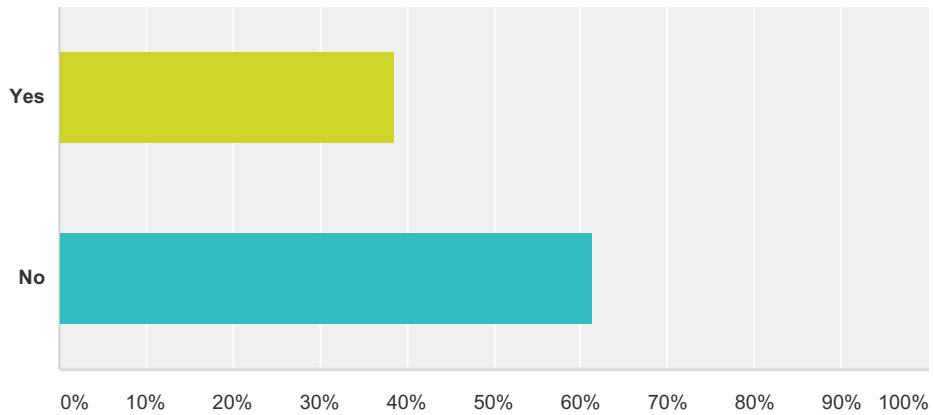
Answer Choices	Responses	
Very Often	2.94%	5
Somewhat Often	17.65%	30

2014 Greater Dayton LGBT Center Rediscovering Our Community Survey

Occasionally	41.18%	70
Rarely	13.53%	23
N/A	24.71%	42
Total		170

Q10 Would your personal interests or 'scene' identification affect your decision to be involved with the local gay community?

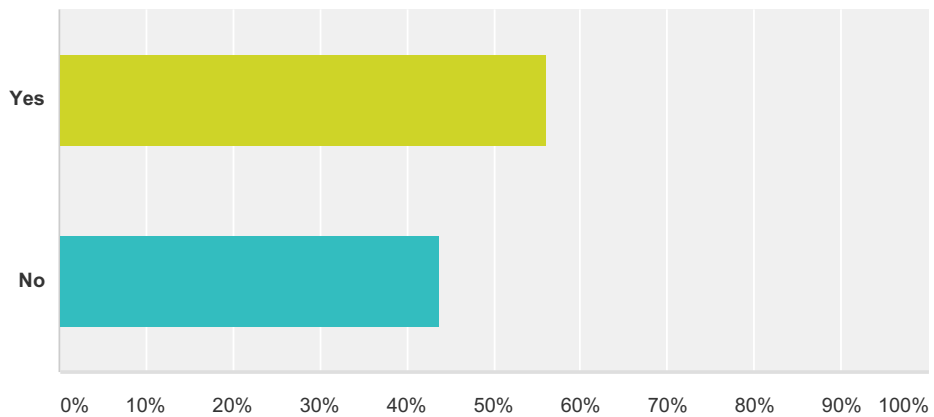
Answered: 181 Skipped: 1



Answer Choices	Responses
Yes	38.67% 70
No	61.33% 111
Total	181

Q11 Do your personal interests affect your self-image?

Answered: 180 Skipped: 2

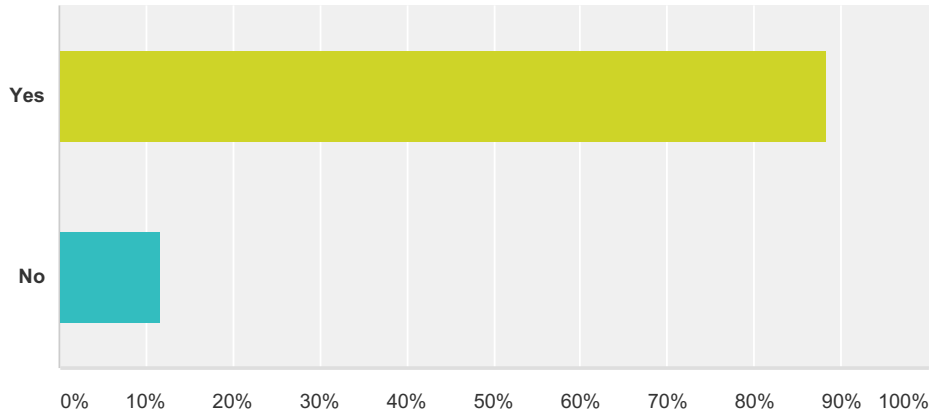


2014 Greater Dayton LGBT Center Rediscovering Our Community Survey

Answer Choices	Responses	
Yes	56.11%	101
No	43.89%	79
Total		180

Q12 If programs centered on personal interests were initiated in Dayton, would you be more likely to be involved?

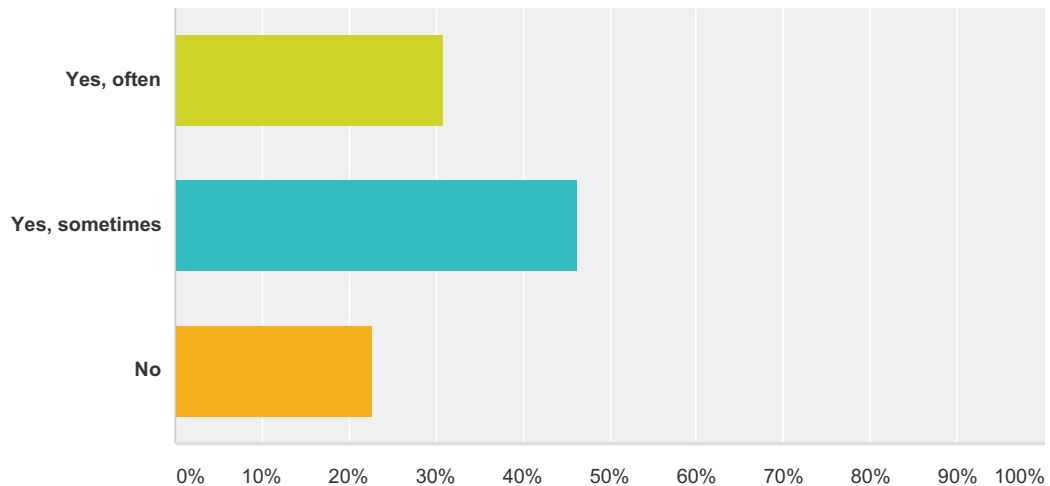
Answered: 179 Skipped: 3



Answer Choices	Responses	
Yes	88.27%	158
No	11.73%	21
Total		179

Q13 Do you volunteer any of your time?

Answered: 181 Skipped: 1

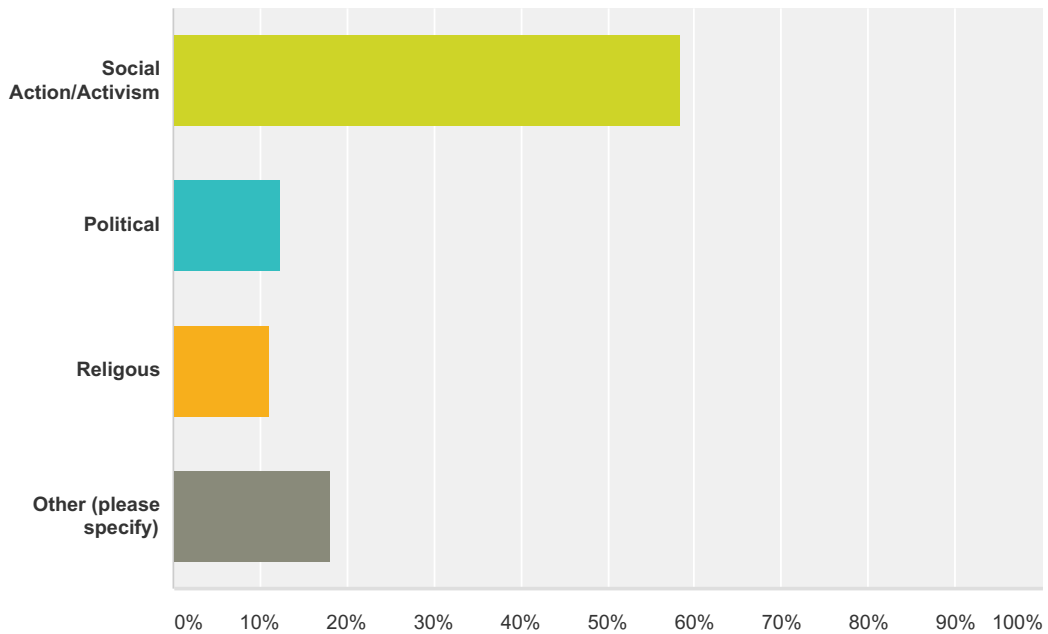


2014 Greater Dayton LGBT Center Rediscovering Our Community Survey

Answer Choices	Responses	
Yes, often	30.94%	56
Yes, sometimes	46.41%	84
No	22.65%	41
Total		181

Q14 What type of groups would you be most likely to donate your time to?

Answered: 171 Skipped: 11



Answer Choices	Responses	
Social Action/Activism	58.48%	100
Political	12.28%	21
Religious	11.11%	19
Other (please specify)	18.13%	31
Total		171

#	Other (please specify)	Date
1	animals	10/30/2014 6:25 PM
2	Animal welfare and social action	10/30/2014 8:23 AM
3	art	10/29/2014 10:19 AM
4	Social	10/29/2014 10:16 AM
5	music	10/29/2014 9:28 AM

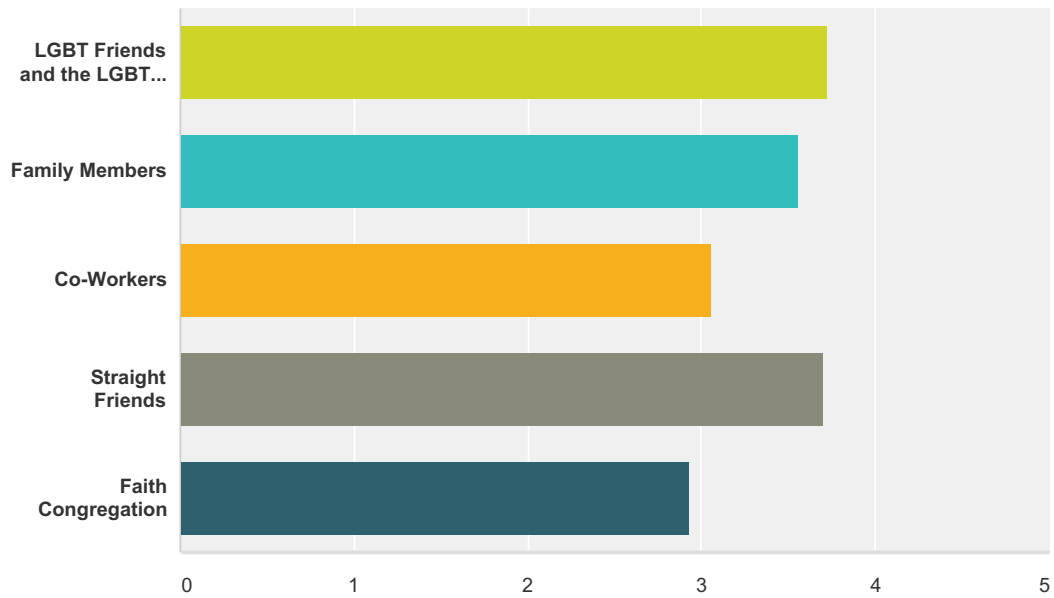
2014 Greater Dayton LGBT Center Rediscovering Our Community Survey

6	cancer support	10/29/2014 7:43 AM
7	interest related	10/28/2014 3:09 PM
8	Unknown	10/28/2014 10:57 AM
9	Political, social, recreational. Most personal interests. But note my disinterest in religion.	10/27/2014 6:04 PM
10	School & religious	9/13/2014 7:29 AM
11	Theatre	9/7/2014 7:44 PM
12	Youth	9/7/2014 5:03 PM
13	i don't know	9/3/2014 8:14 PM
14	Arts	7/11/2014 2:37 PM
15	Habitat	7/8/2014 12:22 PM
16	Teaching	6/28/2014 11:22 PM
17	Hospice	6/25/2014 9:59 PM
18	religious and animal rights	6/25/2014 6:02 PM
19	animal care	6/25/2014 8:27 AM
20	Fitness; nutrition classes - interactive, e.g., working out with other gay individuals/groups	6/25/2014 4:51 AM
21	Humane Society, Animal issues. No human crap at all.	6/25/2014 1:03 AM
22	A little of all of the above!	6/24/2014 11:31 PM
23	Helping feed others , companion ship	6/24/2014 10:33 PM
24	Several, as long as me and the group aligned well	6/24/2014 10:28 PM
25	Social	6/12/2014 7:27 AM
26	Animal	6/11/2014 10:37 PM
27	granddaughter	6/9/2014 2:49 PM
28	not for profits	6/8/2014 10:37 PM
29	Community improvement (e.g. FiveRivers MetroParks)	6/8/2014 8:59 PM
30	helping the less fortunate	6/8/2014 8:44 PM
31	Community building	6/8/2014 8:37 PM

Q15 From whom do you receive support as an LGBT individual?

Answered: 179 Skipped: 3

2014 Greater Dayton LGBT Center Rediscovering Our Community Survey

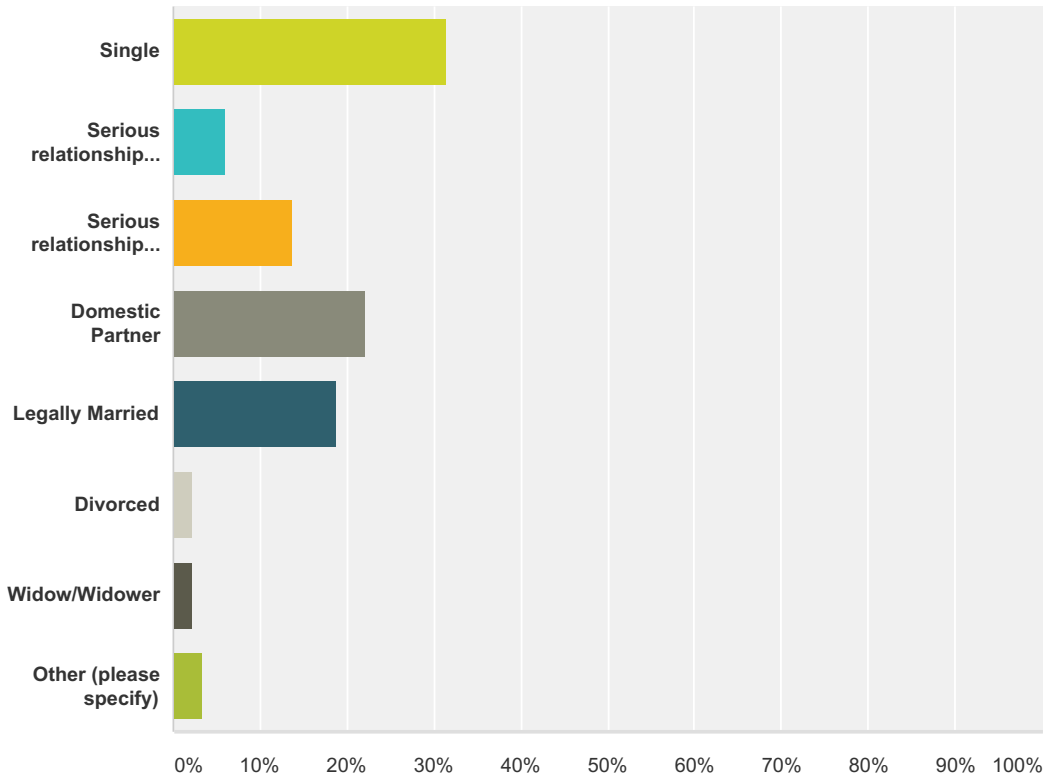


	No Support	Some Support	Moderate Support	Good Support	Very Supportive	N/A	Total	Average Rating
LGBT Friends and the LGBT Community	7.91% 14	12.99% 23	12.43% 22	23.16% 41	36.72% 65	6.78% 12	177	3.73
Family Members	10.06% 18	13.41% 24	11.73% 21	27.37% 49	28.49% 51	8.94% 16	179	3.56
Co-Workers	16.18% 28	12.72% 22	18.50% 32	16.18% 28	16.76% 29	19.65% 34	173	3.06
Straight Friends	3.37% 6	14.04% 25	14.61% 26	32.02% 57	26.40% 47	9.55% 17	178	3.71
Faith Congregation	17.34% 30	7.51% 13	3.47% 6	8.67% 15	15.03% 26	47.98% 83	173	2.93

Q16 Which of the following best describes your relationship status?

Answered: 181 Skipped: 1

2014 Greater Dayton LGBT Center Rediscovering Our Community Survey



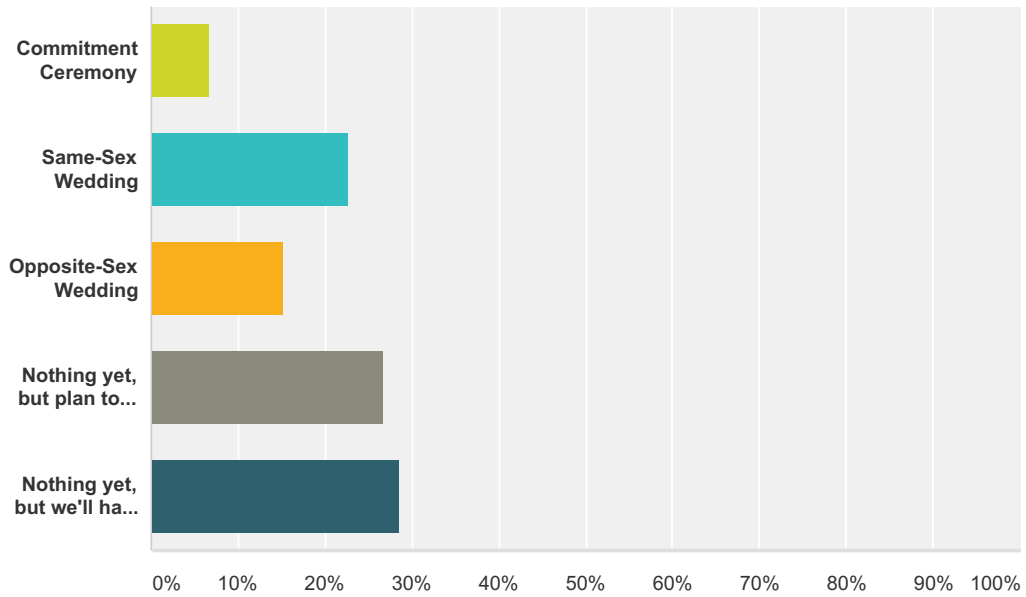
Answer Choices	Responses
Single	31.49% 57
Serious relationship (less than 1 year)	6.08% 11
Serious relationship (more than 1 year)	13.81% 25
Domestic Partner	22.10% 40
Legally Married	18.78% 34
Divorced	2.21% 4
Widow/Widower	2.21% 4
Other (please specify)	3.31% 6
Total	181

#	Other (please specify)	Date
1	Single, 5 yrs out of serious relationship of 12 years	10/28/2014 2:34 PM
2	Should have other options	9/7/2014 4:47 PM
3	long distance	8/11/2014 11:24 PM
4	civil union in Vermont in 2002	6/28/2014 4:08 PM
5	Partner recently deceased	6/25/2014 11:07 AM
6	Oh! Hell No! Me and my hand are good lovers.	6/25/2014 1:03 AM

Q17 If married or partnered, did you have a:

2014 Greater Dayton LGBT Center Rediscovering Our Community Survey

Answered: 105 Skipped: 77

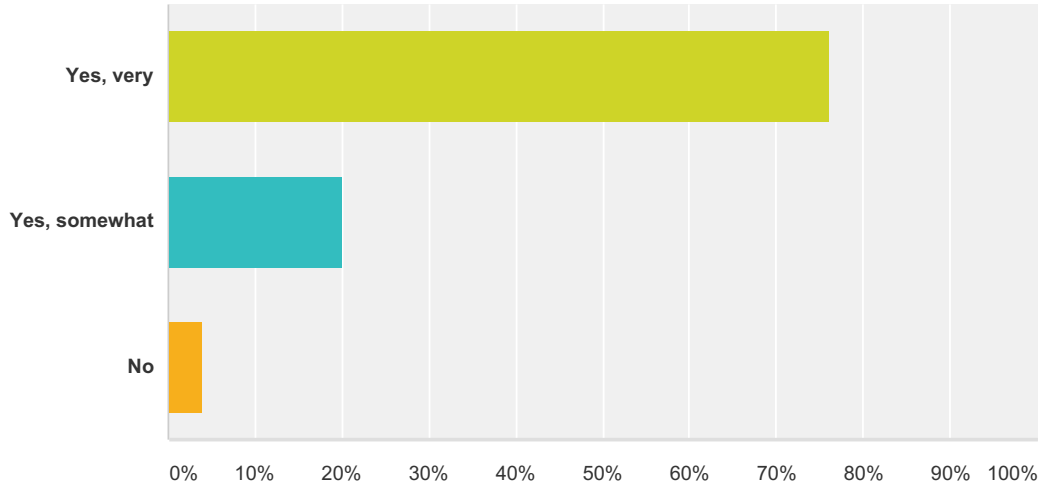


Answer Choices	Responses
Commitment Ceremony	6.67% 7
Same-Sex Wedding	22.86% 24
Opposite-Sex Wedding	15.24% 16
Nothing yet, but plan to when our marriage is legal	26.67% 28
Nothing yet, but we'll have a ceremony some day	28.57% 30
Total	105

Q18 Whether or not you are currently in a serious relationship, is full marriage equality important to you?

Answered: 180 Skipped: 2

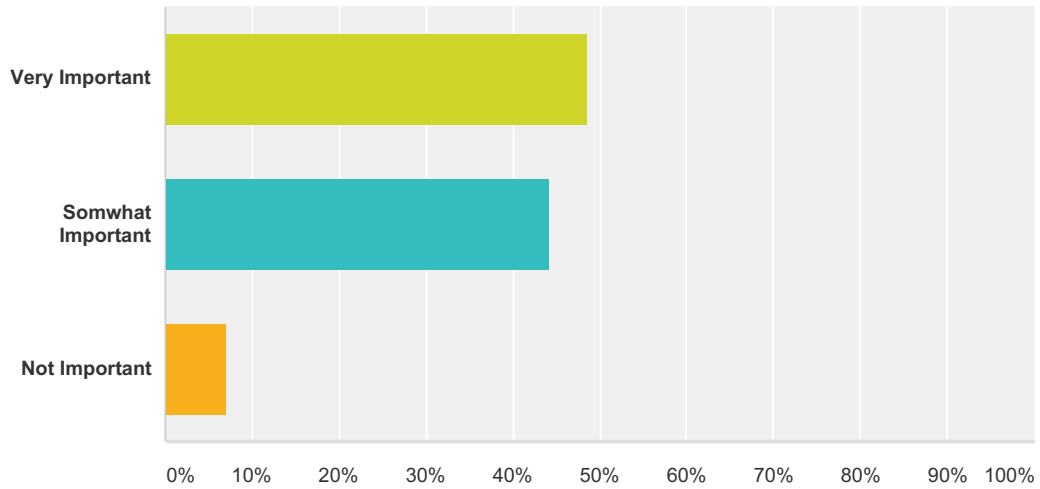
2014 Greater Dayton LGBT Center Rediscovering Our Community Survey



Answer Choices	Responses
Yes, very	76.11% 137
Yes, somewhat	20.00% 36
No	3.89% 7
Total	180

Q19 How important is it to spend money at a gay owned/operated business?

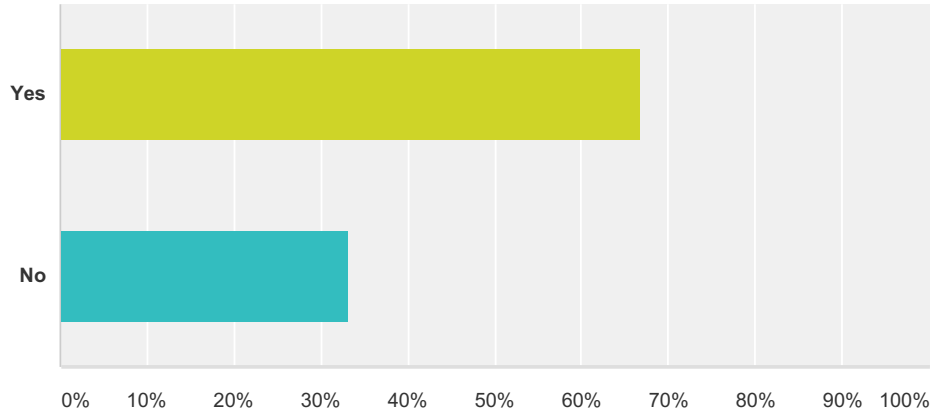
Answered: 181 Skipped: 1



Answer Choices	Responses
Very Important	48.62% 88
Somewhat Important	44.20% 80
Not Important	7.18% 13
Total	181

Q20 Have you ever been verbally harassed or insulted because of your sexual orientation or gender identity?

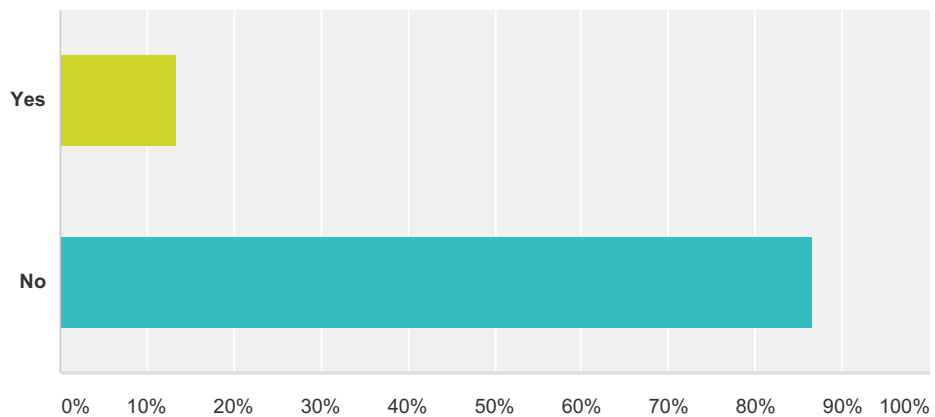
Answered: 178 Skipped: 4



Answer Choices	Responses
Yes	66.85% 119
No	33.15% 59
Total	178

Q21 Have you ever been the victim of physical violence because of your sexual orientation or gender identity?

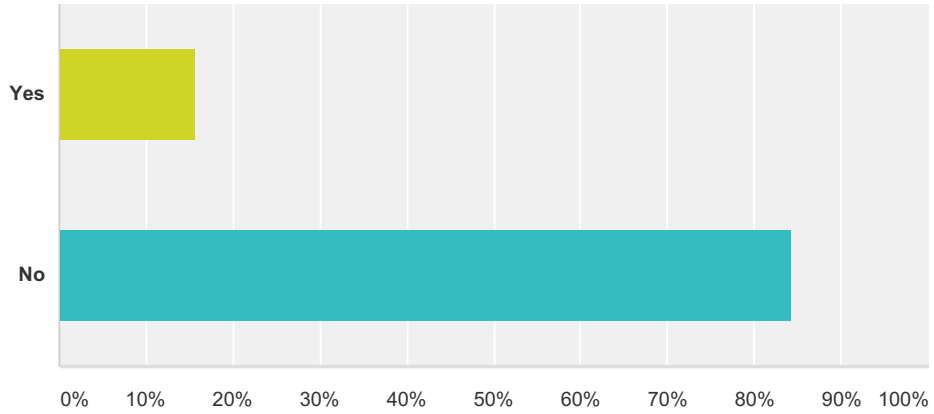
Answered: 179 Skipped: 3



Answer Choices	Responses
Yes	13.41% 24
No	86.59% 155

Q22 Has your home or property ever been damaged because of your sexual orientation or gender identity?

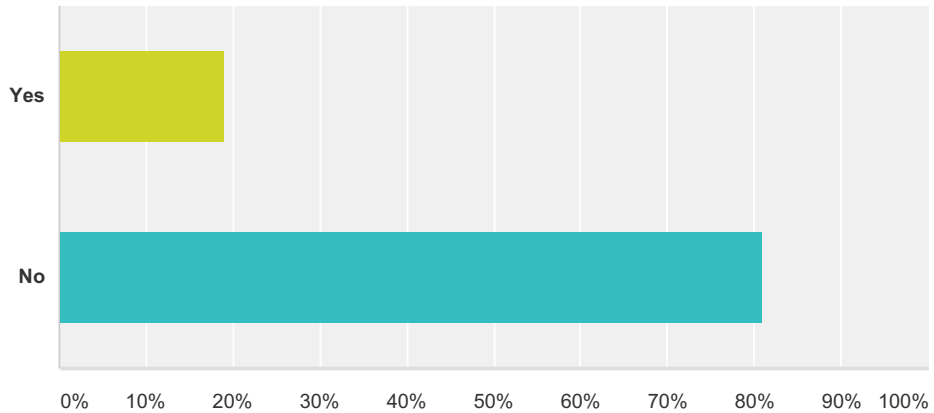
Answered: 179 Skipped: 3



Answer Choices	Responses	
Yes	15.64%	28
No	84.36%	151
Total		179

Q23 Have you ever been followed or chased because of your sexual orientation or gender identity?

Answered: 178 Skipped: 4

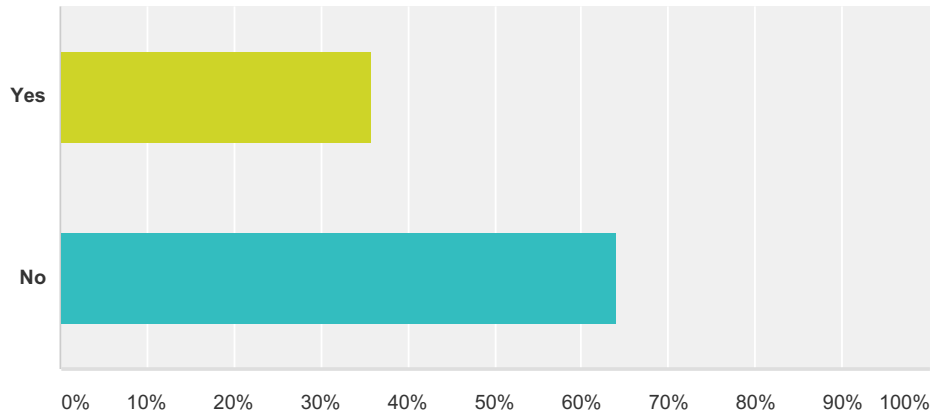


Answer Choices	Responses	
Yes	19.10%	34

No	80.90%	144
Total		178

Q24 Have you ever been sexually harassed (unwanted advances or comments,) because of your sexual orientation or gender identity?

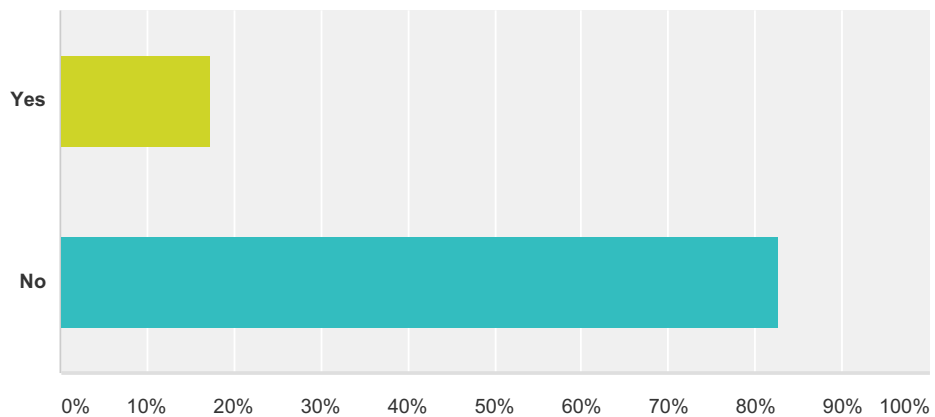
Answered: 178 Skipped: 4



Answer Choices	Responses	
Yes	35.96%	64
No	64.04%	114
Total		178

Q25 Have you ever been sexually assaulted (touched, fondled, raped) because of your sexual orientation or gender identity?

Answered: 179 Skipped: 3

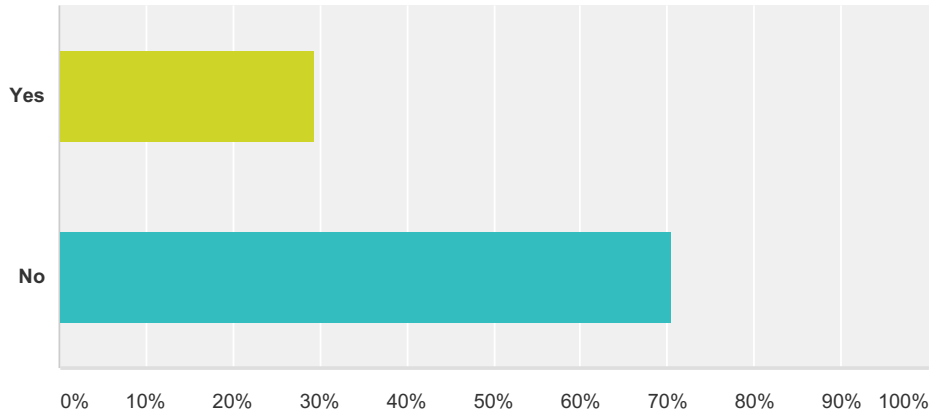


2014 Greater Dayton LGBT Center Rediscovering Our Community Survey

Answer Choices	Responses	
Yes	17.32%	31
No	82.68%	148
Total		179

Q26 Have you ever been threatened because of your sexual orientation or gender identity?

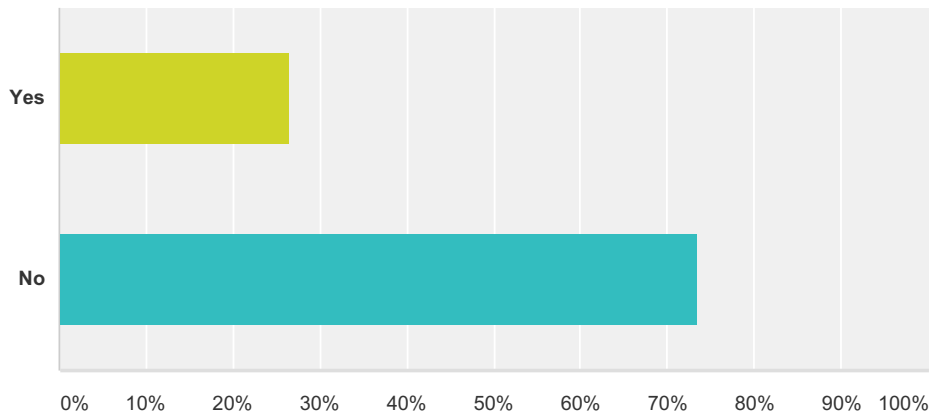
Answered: 177 Skipped: 5



Answer Choices	Responses	
Yes	29.38%	52
No	70.62%	125
Total		177

Q27 Have you ever been verbally abused and/or threatened by a lover or partner?

Answered: 177 Skipped: 5

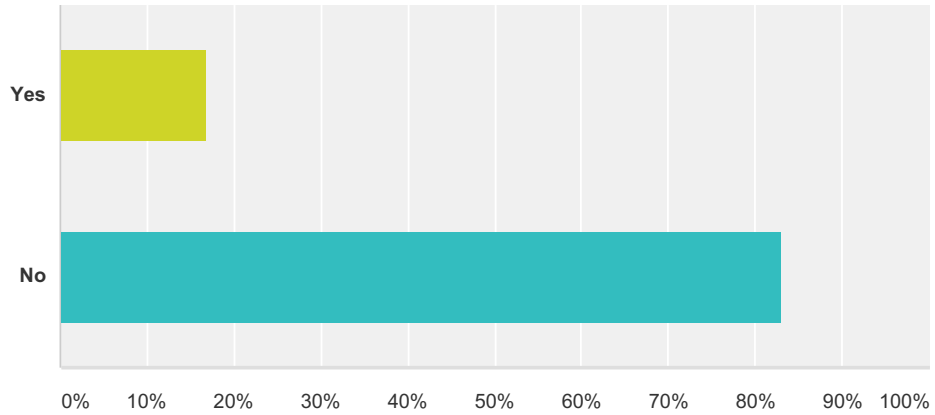


2014 Greater Dayton LGBT Center Rediscovering Our Community Survey

Answer Choices	Responses	
Yes	26.55%	47
No	73.45%	130
Total		177

Q28 Have you ever been physically abused by a lover or partner?

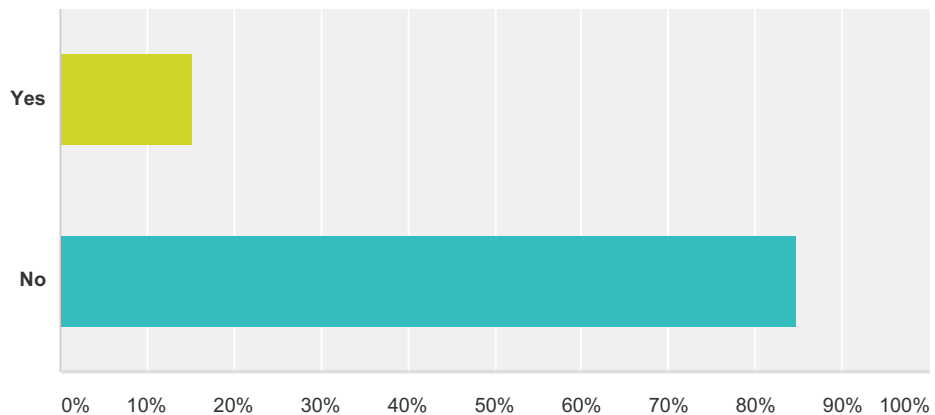
Answered: 177 Skipped: 5



Answer Choices	Responses	
Yes	16.95%	30
No	83.05%	147
Total		177

Q29 Have you ever reported an incident of violence, harassment, or abuse to the police?

Answered: 177 Skipped: 5

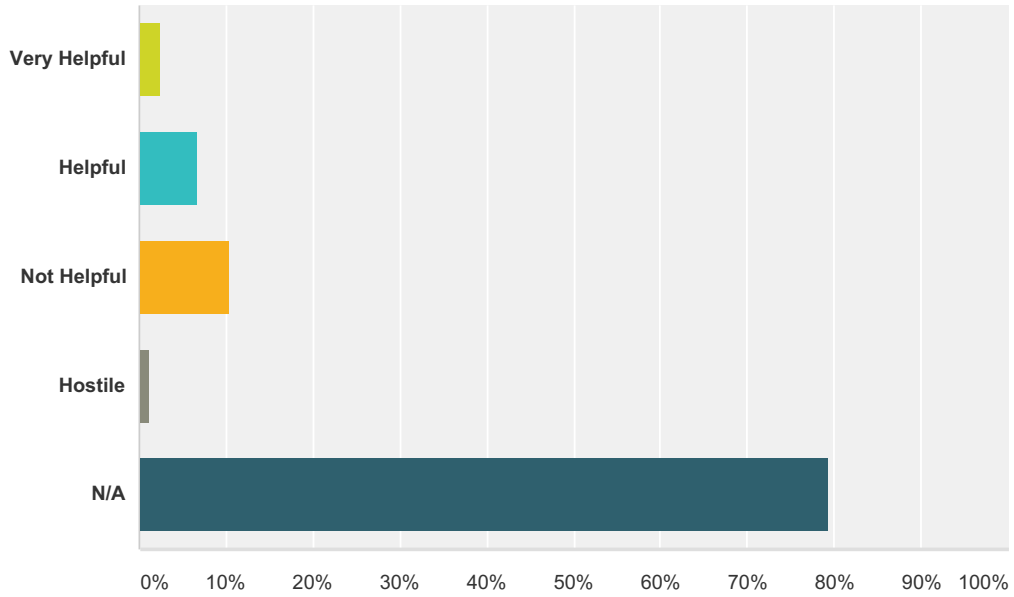


2014 Greater Dayton LGBT Center Rediscovering Our Community Survey

Answer Choices	Responses
Yes	15.25% 27
No	84.75% 150
Total	177

Q30 If you have made a report(s) to the police, how would you rate their response to you?

Answered: 164 Skipped: 18

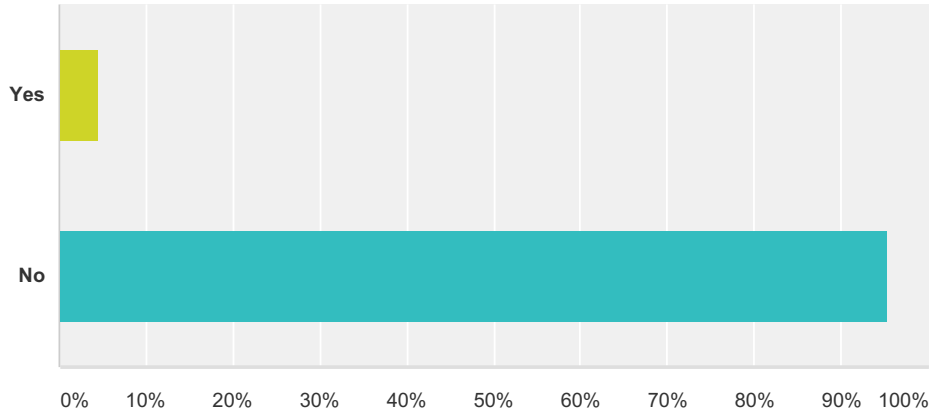


Answer Choices	Responses
Very Helpful	2.44% 4
Helpful	6.71% 11
Not Helpful	10.37% 17
Hostile	1.22% 2
N/A	79.27% 130
Total	164

Q31 Have you ever been harassed or abused by the police because of your sexual orientation or gender identity?

Answered: 178 Skipped: 4

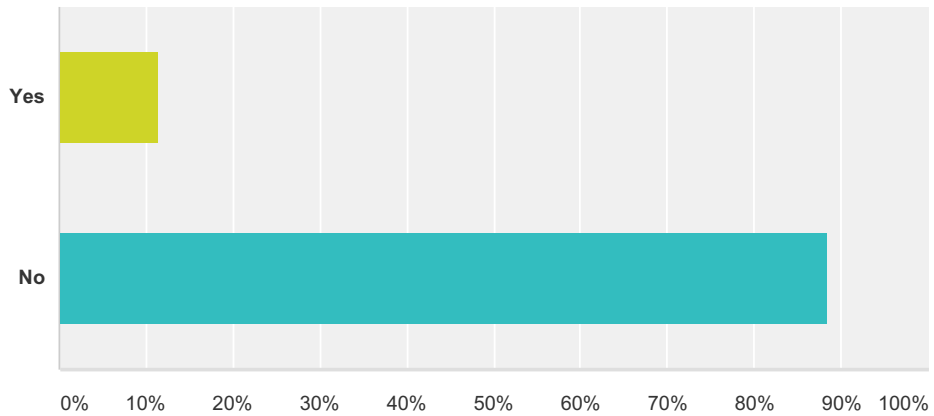
2014 Greater Dayton LGBT Center Rediscovering Our Community Survey



Answer Choices	Responses	
Yes	4.49%	8
No	95.51%	170
Total		178

Q32 Have you ever felt that you were denied the opportunity to rent or purchase a home or apartment because of your sexual orientation or gender identity?

Answered: 174 Skipped: 8

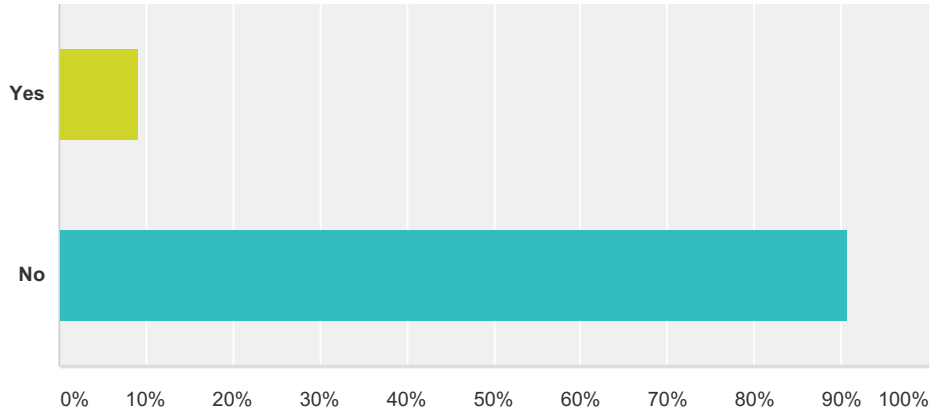


Answer Choices	Responses	
Yes	11.49%	20
No	88.51%	154
Total		174

Q33 Have you ever been treated differently by a housing provider (i.e. delays in making requested repairs, different terms and

conditions of rental, etc.) because of your sexual orientation or gender identity?

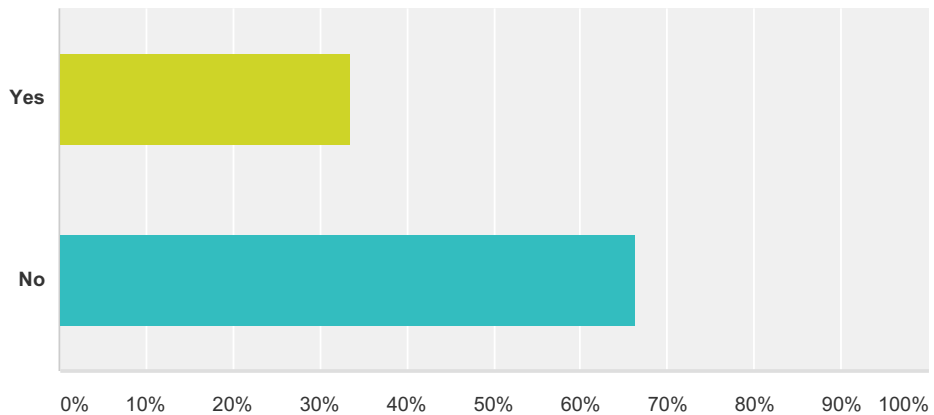
Answered: 176 Skipped: 6



Answer Choices	Responses
Yes	9.09% 16
No	90.91% 160
Total	176

Q34 Have you ever felt that you were denied an employment opportunity because of your sexual orientation or gender identity?

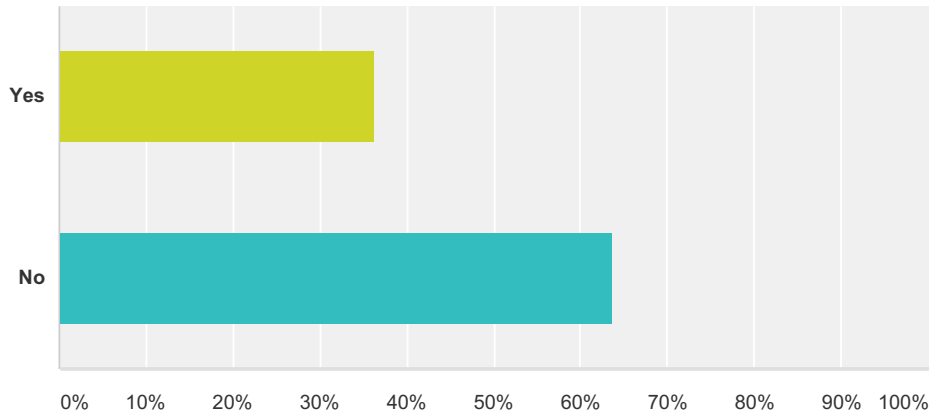
Answered: 176 Skipped: 6



Answer Choices	Responses
Yes	33.52% 59
No	66.48% 117
Total	176

Q35 Have you ever been treated differently by your employer because of your sexual orientation or gender identity?

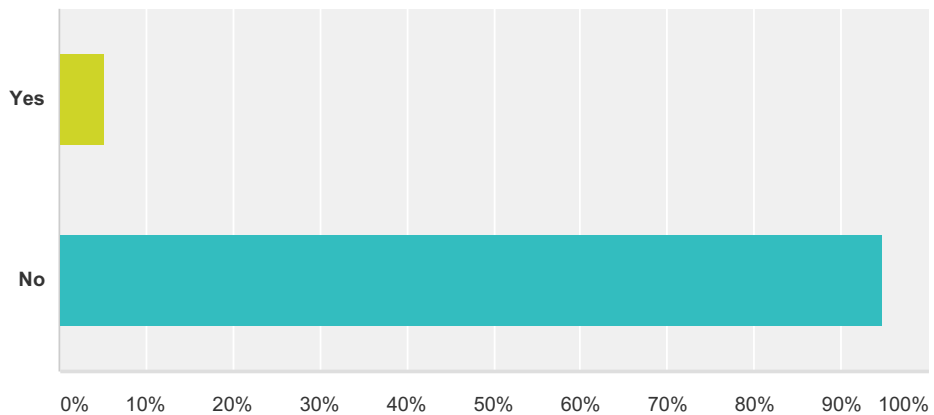
Answered: 176 Skipped: 6



Answer Choices	Responses
Yes	36.36% 64
No	63.64% 112
Total	176

Q36 Have you ever been denied access or admittance to a restaurant, doctor's office, or other public place because of your sexual orientation or gender identity?

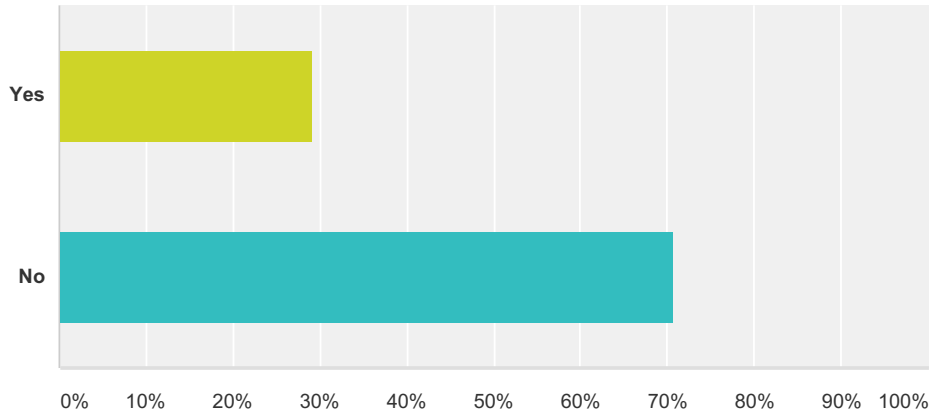
Answered: 175 Skipped: 7



Answer Choices	Responses
Yes	5.14% 9
No	94.86% 166

Q37 Have you ever been treated differently at a restaurant, doctor's office, or other public place because of your sexualorientation or gender identity?

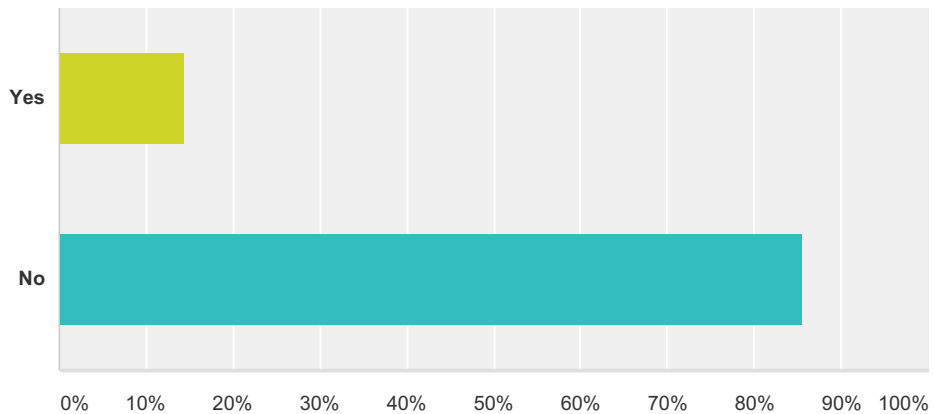
Answered: 175 Skipped: 7



Answer Choices	Responses
Yes	29.14% 51
No	70.86% 124
Total	175

Q38 Have you ever experienced discrimination on the basis of your sexual orientation or gender identity in any other way here in the City of Dayton?

Answered: 174 Skipped: 8



Answer Choices	Responses
----------------	-----------

2014 Greater Dayton LGBT Center Rediscovering Our Community Survey

Yes	14.37%	25
No	85.63%	149
Total		174

Q39 If you have experienced discrimination on the basis of your sexual orientation or gender identity, please explain what happened. If you have not, please leave the comment box blank.

Answered: 22 Skipped: 160

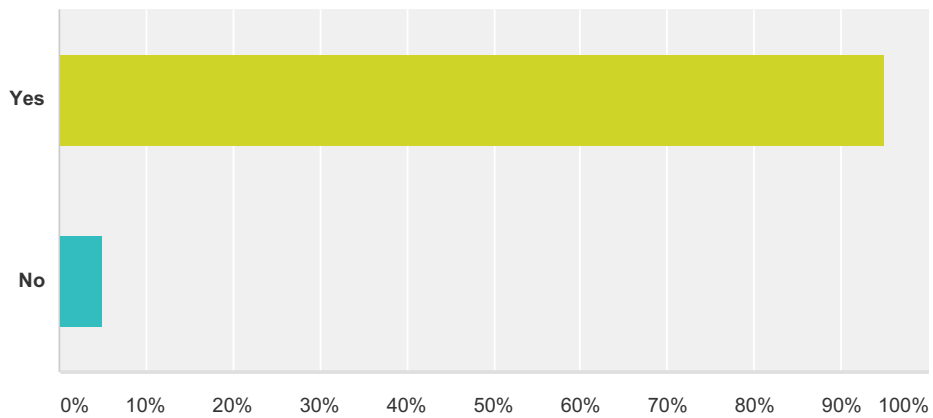
#	Responses	Date
1	I was let go of a position after my partner brought me lunch at work.	10/31/2014 12:40 PM
2	denied housing	10/29/2014 10:19 AM
3	My boss changed my schedule where I didn't work with her. Her and another co-worker made nasty comments about lesbians .Because of the schedule change I had to drop out of school ,it was work those days and pay my bills or drop out of school	10/28/2014 9:16 PM
4	I was told 'We don't rent to people like you'	10/28/2014 7:58 PM
5	followed from gay establishment, stopped and questioned	10/28/2014 4:53 PM
6	Side comments from people in a restaurant.	10/18/2014 11:25 AM
7	We had a crazy neighbor in Kettering who didn't like women in general and capitalized on our sexual orientation by finding photos on facebook, posting them in town and at our employment in an attempt to bait others to do us harm. We eventually went to the county courthouse but since no physical harm was done, we could not really press an actual charge against him (not to mention we knew it was him but he was smart about hiding his identity). Basically the police were very helpful and watched him but in the end there was nothing they could do.	10/1/2014 1:31 PM
8	By a waitress in a restaurant. It was obvious she didn't want to wait on me and my partner. Very rude behavior	9/11/2014 8:42 PM
9	I was fired because my boss found out I'm Trans.	7/8/2014 3:30 PM
10	Passed over for promotion; refused pain injections at a hospital, because someone falsely wrote on my chart that I was HIV positive; had emergency heart surgery after heart attack delayed five hours because doctor felt other of his patients deserved his attention.	6/28/2014 11:29 PM
11	Fired from a job for presenting as butch, fired from a different job when they found out I'm bisexual	6/28/2014 4:16 PM
12	I was targeted by Metro Park rangers for misdemeanor sexual activity as if I were a dangerous criminal destroying public decency.	6/25/2014 11:13 AM
13	At a job that I had at a social service agency in Cincinnati, my supervisor constantly verbally harassed me.	6/25/2014 9:04 AM
14	Although no one came out and said i wasn't welcome anymore, my last church made it clear they would ne happier if i stopped attending. Proof of it came when i stopped and not a single member called or reached out to me.	6/25/2014 5:43 AM
15	Never experienced discrimination - but only because I've been careful to project a straight, masculine image (sigh). Plus, I'm big (I'm into weights) and most people wouldn't want to antagonize me.	6/25/2014 4:54 AM
16	Dirty Bastards go about it in a sneaky ass way, but I usually get even with them right away or down the road. Pieces of fucking shit.	6/25/2014 1:07 AM
17	My employer does not recognize my relationship and therefore doesn't offer spousal benefits to my partner. These add up to thousands of dollars in additional spending and missed opportunities (free tuition) every year.	6/25/2014 12:13 AM
18	Thrown out of a restaurant in Taos, NM	6/12/2014 7:54 AM

2014 Greater Dayton LGBT Center Rediscovering Our Community Survey

19	Treated differently or not part of the group in the work environment	6/9/2014 6:43 AM
20	Comments in malls and specific places on the streets several occasions such as "fa**ot and such. Also, been looked at differently or asked "what I wanted," when coming into a restaurant instead of being asked to have a seat. At work, people either have not respected me or taken me seriously. They have resorted to verbal harassment or other disparaging treatment. Even by other closeted gay people.	6/8/2014 10:37 PM
21	An employer out of homophobic impulses conducted performance reviews to document an "inappropriate personality" in my work. I was fired with the performance review as prime evidence for dismissal.	6/8/2014 9:05 PM
22	Me and my partner were turned down when we were renting a house	6/8/2014 8:34 PM

Q40 Do you feel that discrimination on the basis of sexual orientation and/or gender identity still occurs?

Answered: 176 Skipped: 6



Answer Choices	Responses
Yes	94.89% 167
No	5.11% 9
Total	176

Q41 If you do feel that discrimination on the basis of sexual orientation or gender identity still occurs, where do you think this happens most?

Answered: 114 Skipped: 68

#	Responses	Date
1	Places of employment and lack of gay business owners	10/31/2014 12:40 PM
2	in the city, outdoors on streets	10/30/2014 6:26 PM
3	suburbs/rural areas, low income areas, religious areas	10/30/2014 12:37 PM
4	Place of employment	10/30/2014 11:59 AM
5	Almost anywhere	10/30/2014 9:51 AM

2014 Greater Dayton LGBT Center Rediscovering Our Community Survey

6	To kids and people living in rural areas and at church	10/30/2014 8:26 AM
7	work	10/29/2014 10:21 AM
8	work and at apartments	10/29/2014 10:19 AM
9	In the work force mostly/some churches	10/29/2014 9:31 AM
10	looks, comments, more subtle than blatent	10/29/2014 7:45 AM
11	work places	10/29/2014 2:15 AM
12	workplace	10/28/2014 10:19 PM
13	The work place,church, neighbors and peers and family	10/28/2014 9:16 PM
14	Churches, Restaurants	10/28/2014 8:45 PM
15	Work place	10/28/2014 4:56 PM
16	Schools, work	10/28/2014 3:12 PM
17	by people of limited education and experience with GLBT community	10/28/2014 2:36 PM
18	I'm not sure. I would guess in religious settings and conservative employers.	10/28/2014 2:29 PM
19	Work	10/28/2014 11:03 AM
20	work place, and churches	10/27/2014 8:28 PM
21	Religious institutions and businesses run by religious zealots	10/27/2014 6:08 PM
22	Family	10/26/2014 8:18 PM
23	In the work place	10/26/2014 8:14 PM
24	school and public.	10/18/2014 11:25 AM
25	churches	10/18/2014 9:59 AM
26	Employment	10/13/2014 9:31 AM
27	Specific to Dayton, I would say that the poorer the area, the more likely it would be to occur. I live in Bellbrook now and I'm always a little wary of the more "country" folk but all of our neighbors seem very accepting. Kettering seems to be a bit of a hardscrabble type of place with a lot of "heart of gold" type people who really don't have hearts of gold. :) I'd guess that the outlying areas (xenia, springfield, etc) aren't as accepting either.	10/1/2014 1:31 PM
28	Mostly it happens in schools and at home.	9/20/2014 10:11 PM
29	Out in public stores, resterants...	9/13/2014 7:32 AM
30	unsure	9/12/2014 1:02 PM
31	restaurants, movie theaters, work place	9/11/2014 8:42 PM
32	retail establishments with religous focus or bent in ownership, religous institutions	9/8/2014 4:08 PM
33	Schools or work place	9/7/2014 9:55 PM
34	work, school, everywhere	9/7/2014 9:44 PM
35	In the schools	9/7/2014 8:28 PM
36	In public	9/7/2014 7:48 PM
37	anywhere, anytime	9/5/2014 12:39 PM
38	Employment, housing	9/4/2014 12:07 PM
39	mom and pop type places	9/3/2014 8:16 PM
40	Everywhere, to those who are out.	8/1/2014 10:43 PM

2014 Greater Dayton LGBT Center Rediscovering Our Community Survey

41	in more rural areas	8/1/2014 8:02 PM
42	Jobs	7/24/2014 3:56 PM
43	public	7/15/2014 2:27 AM
44	Workplace	7/11/2014 2:39 PM
45	in the religious communitites	7/9/2014 9:46 AM
46	When people find out about me.	7/8/2014 3:30 PM
47	Family oriented events	7/8/2014 12:25 PM
48	Media, narrow minded fanatics	7/3/2014 2:50 PM
49	Workplace	7/3/2014 9:48 AM
50	Some Churches	6/30/2014 9:58 AM
51	public places	6/29/2014 6:15 AM
52	Institutionally, and by right wing Christians in secular positiojs of authority.	6/28/2014 11:29 PM
53	employment	6/28/2014 7:40 PM
54	romantic relationships, employers	6/28/2014 4:16 PM
55	in lower socio-economic areas mostly, but can happen anywhere	6/28/2014 4:11 PM
56	the community in general	6/28/2014 1:55 PM
57	job and housing	6/27/2014 7:28 PM
58	Conservative thinking areas like the southern states, Wyoming. Other places where fear permeates people's every cell	6/27/2014 4:54 PM
59	Employment opportunities	6/26/2014 1:05 PM
60	Schools	6/26/2014 8:41 AM
61	No	6/25/2014 10:09 PM
62	In the work place	6/25/2014 10:02 PM
63	employment	6/25/2014 6:05 PM
64	WPafb	6/25/2014 4:28 PM
65	public places	6/25/2014 11:37 AM
66	Law enforcement	6/25/2014 11:13 AM
67	It happens alot at job placement stores restaurants. my partner experience a lot because of the way her appearance is	6/25/2014 9:57 AM
68	Job, housing	6/25/2014 9:04 AM
69	High schools, smaller towns around the Dayton area	6/25/2014 9:00 AM
70	religious backed businesses, there are some establishments who are not permitted to serve LBGT, usually the people we encounter are very nice, but for example, one hospital would not aid us in having a child because of rules/regulations related to their religious funding	6/25/2014 8:32 AM
71	Religious organizations and faith communities	6/25/2014 8:18 AM
72	everywhere	6/25/2014 5:43 AM
73	Employment discrimination	6/25/2014 5:32 AM
74	Of course - just not something I've personally experienced.	6/25/2014 4:54 AM
75	There's ASSHOLES everywhere. Gotta watch for them.	6/25/2014 1:07 AM
76	Employment	6/25/2014 12:14 AM

2014 Greater Dayton LGBT Center Rediscovering Our Community Survey

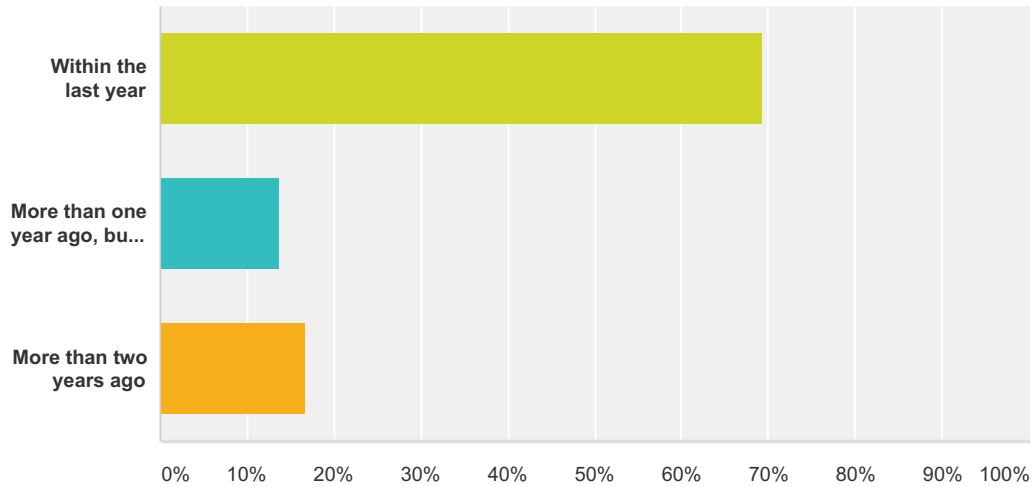
77	With employee benefits and housing	6/25/2014 12:13 AM
78	Sadly, in a lot of places -- schools, businesses, churches, housing. Sadly, Sinclair College is pretty bad at the employment level. Benefits are denied to same gender spouses and partners, and I just heard through the grapevine that the one particular trustee is very much against offering benefits to same gendered spouses and partners.	6/24/2014 11:55 PM
79	work	6/24/2014 11:27 PM
80	all over , not just in one area	6/24/2014 10:38 PM
81	Medical and Employment.	6/24/2014 10:31 PM
82	in gender identity	6/24/2014 2:51 PM
83	Conservative religious communities and political organizations	6/20/2014 5:20 PM
84	In public places where there are a lot of straight people	6/19/2014 9:26 PM
85	work	6/17/2014 8:19 PM
86	Workplace	6/12/2014 9:23 AM
87	Everywhere	6/12/2014 7:54 AM
88	housing, employment	6/11/2014 8:49 PM
89	Legal Protections	6/11/2014 7:11 PM
90	housing, employer	6/11/2014 7:04 PM
91	employment, housing, churches	6/11/2014 7:03 PM
92	On the job/career	6/10/2014 9:37 PM
93	I see it happening in places PDA isn't the best choice for LGBT individuals or anyone. There are times when you need to refrain regardless.	6/10/2014 8:20 AM
94	Public spaces where alcohol is consumed--such as street fair, areas near bars	6/9/2014 2:18 PM
95	in the Dayton LGBT community	6/9/2014 12:12 PM
96	at the workplace, and at churches	6/9/2014 11:03 AM
97	church/social events	6/9/2014 6:43 AM
98	work place , doctors office,	6/9/2014 12:53 AM
99	employment	6/8/2014 10:40 PM
100	At work.	6/8/2014 10:37 PM
101	stupid uneducated people	6/8/2014 10:15 PM
102	Job	6/8/2014 9:25 PM
103	in crowded places	6/8/2014 9:18 PM
104	employment and housing	6/8/2014 9:09 PM
105	Fundamentalist religious institutions and individuals/businesses with such an allegiance. (Not only Christian BTW)	6/8/2014 9:05 PM
106	Any place	6/8/2014 8:51 PM
107	Employment	6/8/2014 8:46 PM
108	probably work, or anywhere else other discrimination occurs	6/8/2014 8:45 PM
109	workplace?	6/8/2014 8:39 PM
110	not sure, but sure it happens to people, especially those who are not confident in their identity	6/8/2014 8:38 PM
111	Business and churches	6/8/2014 8:34 PM

2014 Greater Dayton LGBT Center Rediscovering Our Community Survey

112	public places	6/8/2014 4:51 PM
113	Employment	6/8/2014 11:18 AM
114	state government	6/7/2014 7:31 PM

Q42 When was your last physical?

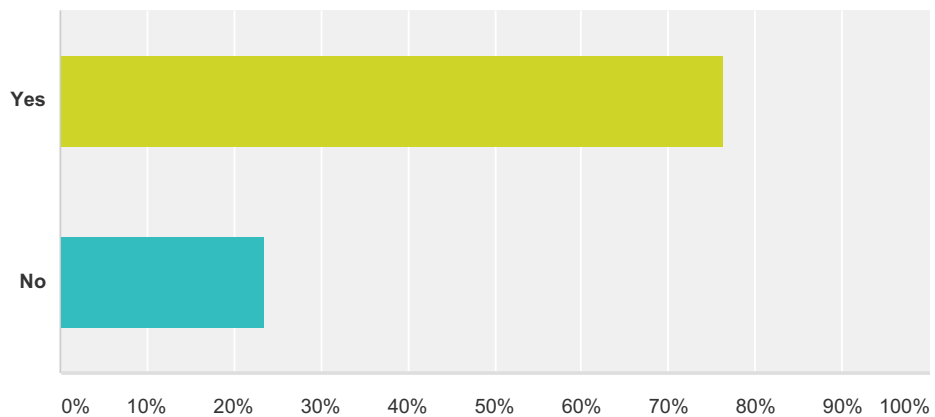
Answered: 173 Skipped: 9



Answer Choices	Responses
Within the last year	69.36% 120
More than one year ago, but less than two years ago	13.87% 24
More than two years ago	16.76% 29
Total	173

Q43 Is your physician aware of your orientation?

Answered: 170 Skipped: 12

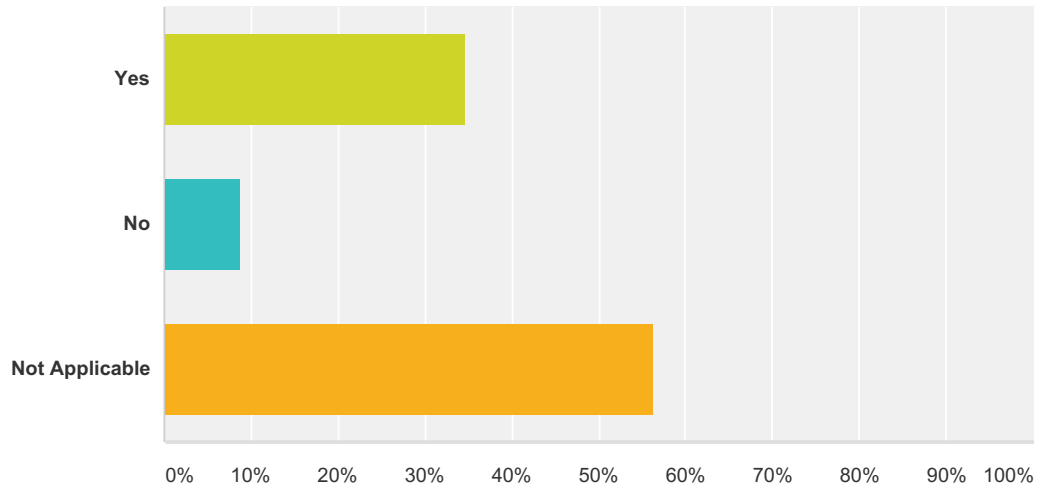


2014 Greater Dayton LGBT Center Rediscovering Our Community Survey

Answer Choices	Responses
Yes	76.47% 130
No	23.53% 40
Total	170

Q44 Does your physician include your partner (if applicable) in health decisions?

Answered: 170 Skipped: 12

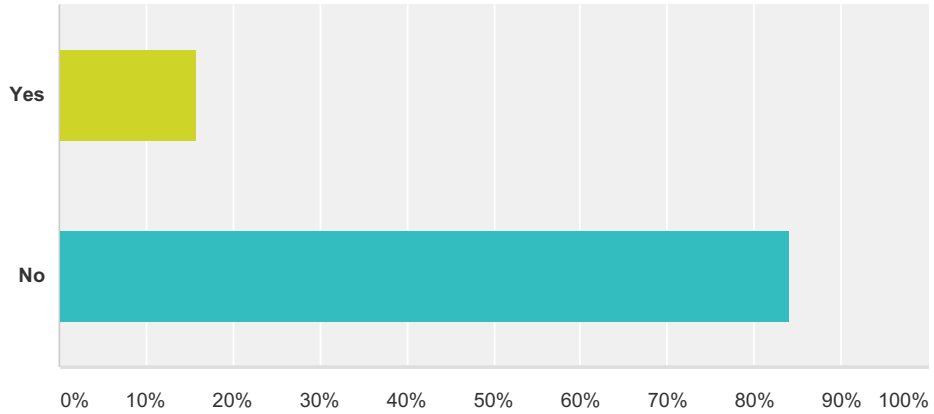


Answer Choices	Responses
Yes	34.71% 59
No	8.82% 15
Not Applicable	56.47% 96
Total	170

Q45 Do you feel you have ever been treated differently or unfairly by a health provider due to your orientation?

Answered: 171 Skipped: 11

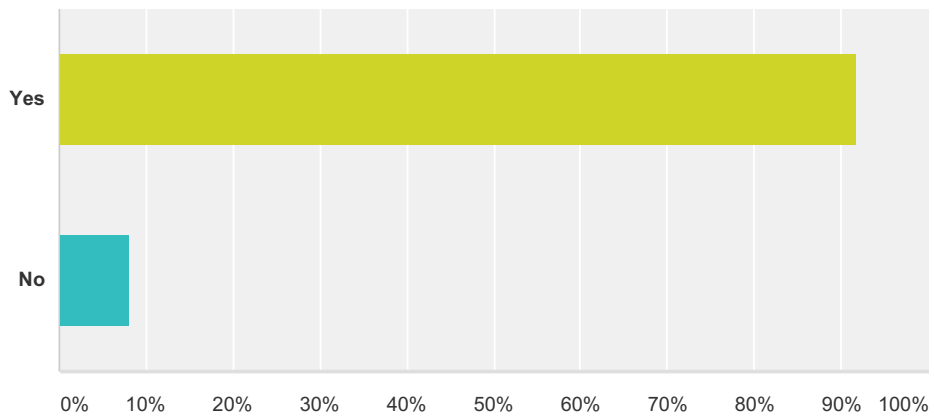
2014 Greater Dayton LGBT Center Rediscovering Our Community Survey



Answer Choices	Responses
Yes	15.79% 27
No	84.21% 144
Total	171

Q46 Do you currently have health insurance?

Answered: 173 Skipped: 9

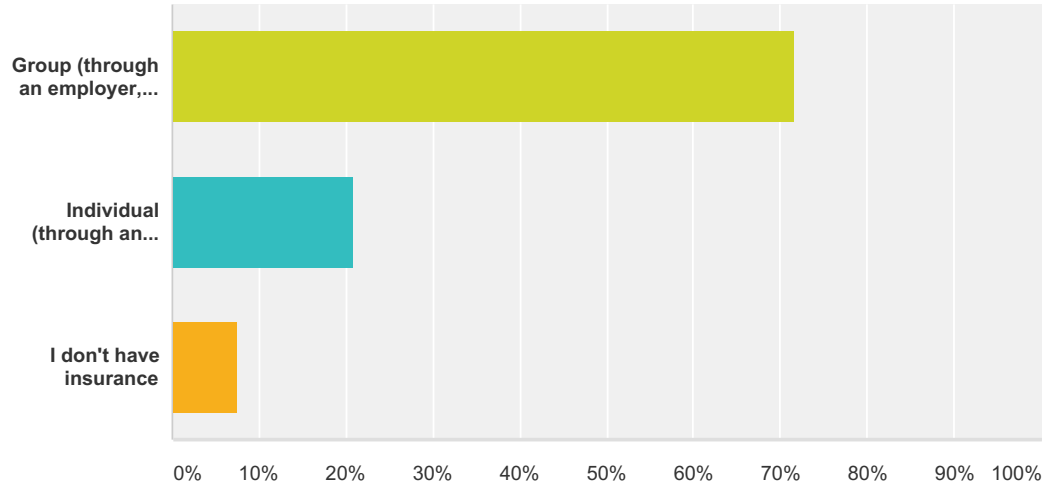


Answer Choices	Responses
Yes	91.91% 159
No	8.09% 14
Total	173

Q47 If you have health insurance, is your insurance a group or individual policy?

Answered: 173 Skipped: 9

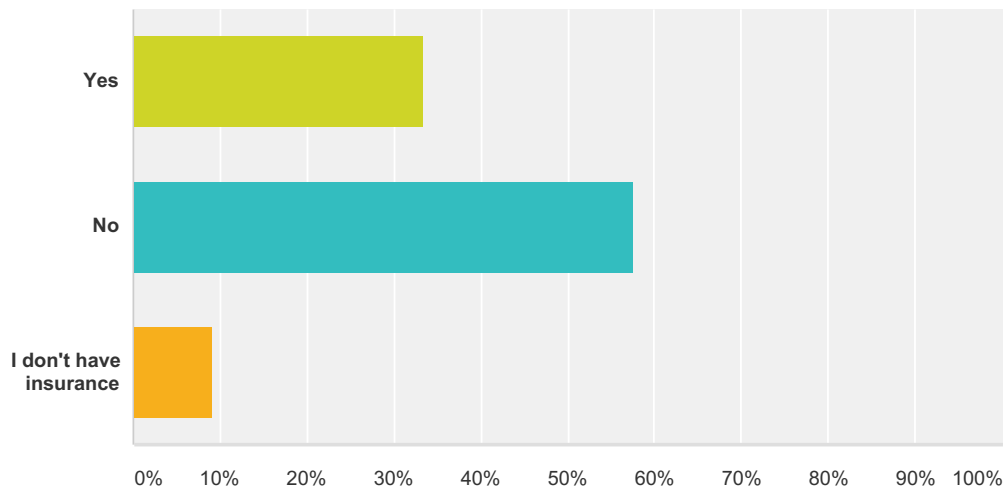
2014 Greater Dayton LGBT Center Rediscovering Our Community Survey



Answer Choices	Responses	
Group (through an employer, purchasing group, etc)	71.68%	124
Individual (through an agent, Healthcare.gov, etc)	20.81%	36
I don't have insurance	7.51%	13
Total		173

Q48 If you have health insurance, does your health insurance offer domestic partner benefits?

Answered: 165 Skipped: 17

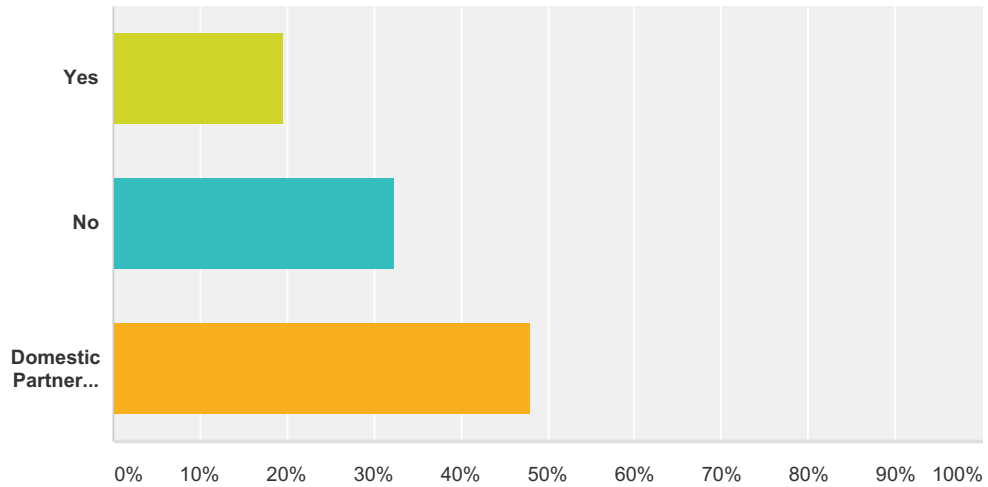


Answer Choices	Responses	
Yes	33.33%	55
No	57.58%	95

I don't have insurance	9.09%	15
Total		165

Q49 If available, do you cover your domestic partner under your health plan?

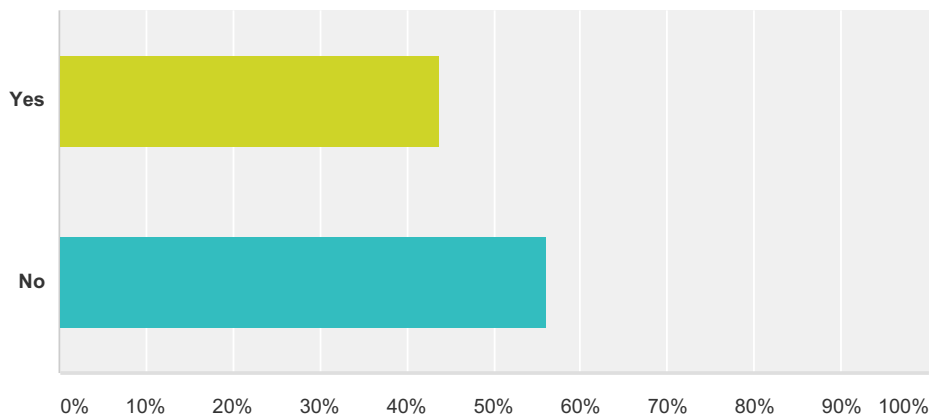
Answered: 148 Skipped: 34



Answer Choices	Responses
Yes	19.59% 29
No	32.43% 48
Domestic Partner coverage is not available to me	47.97% 71
Total	148

Q50 Do you currently have a living will/durable medical power of attorney?

Answered: 173 Skipped: 9

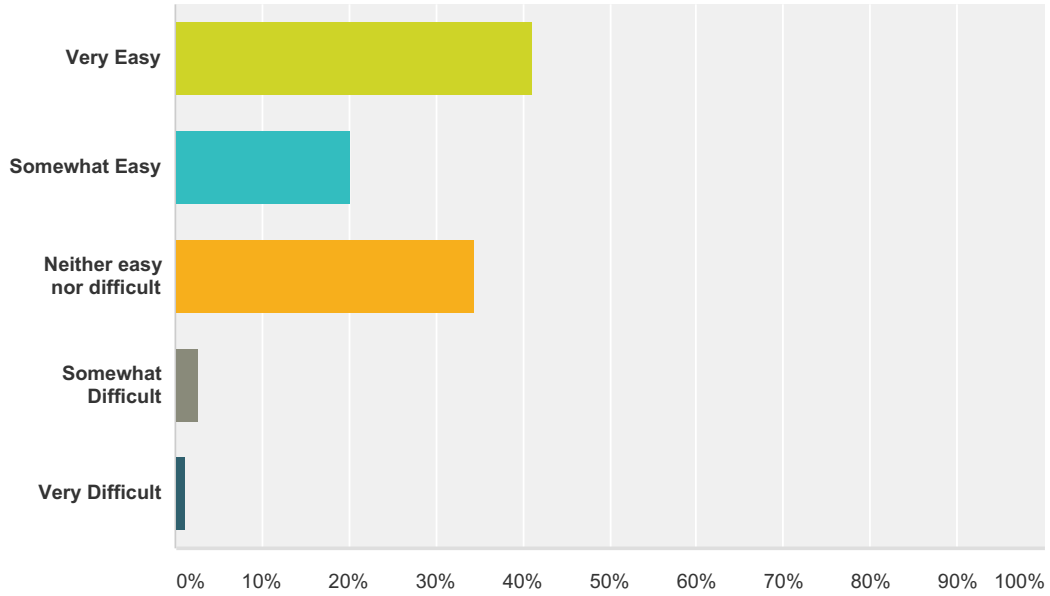


2014 Greater Dayton LGBT Center Rediscovering Our Community Survey

Answer Choices	Responses
Yes	43.93% 76
No	56.07% 97
Total	173

Q51 How easy has it been to find HIV/AIDS services in the Miami Valley?

Answered: 148 Skipped: 34

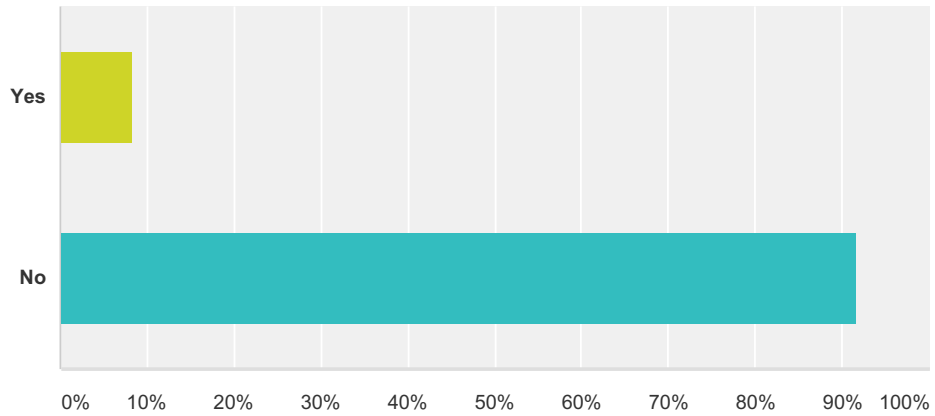


Answer Choices	Responses
Very Easy	41.22% 61
Somewhat Easy	20.27% 30
Neither easy nor difficult	34.46% 51
Somewhat Difficult	2.70% 4
Very Difficult	1.35% 2
Total	148

Q52 Are you or your partner currently receiving treatment for HIV/AIDS?

Answered: 167 Skipped: 15

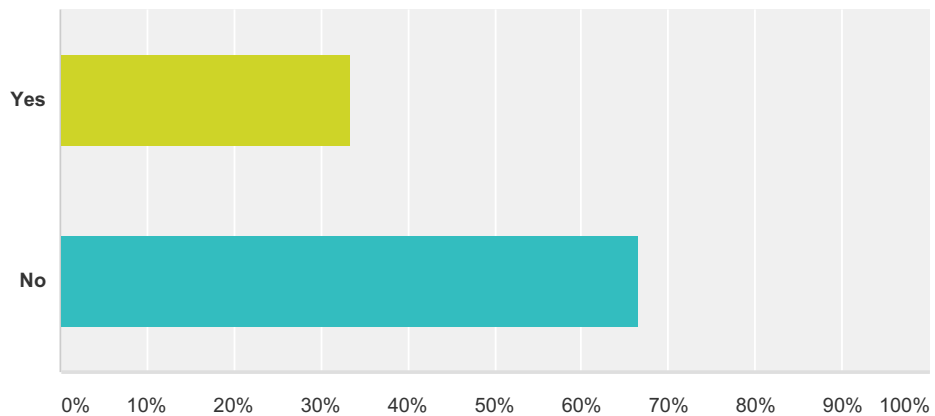
2014 Greater Dayton LGBT Center Rediscovering Our Community Survey



Answer Choices	Responses
Yes	8.38% 14
No	91.62% 153
Total	167

Q53 Have you sought the services of a psychologist/psychiatrist/social worker for GLBT issues?

Answered: 171 Skipped: 11

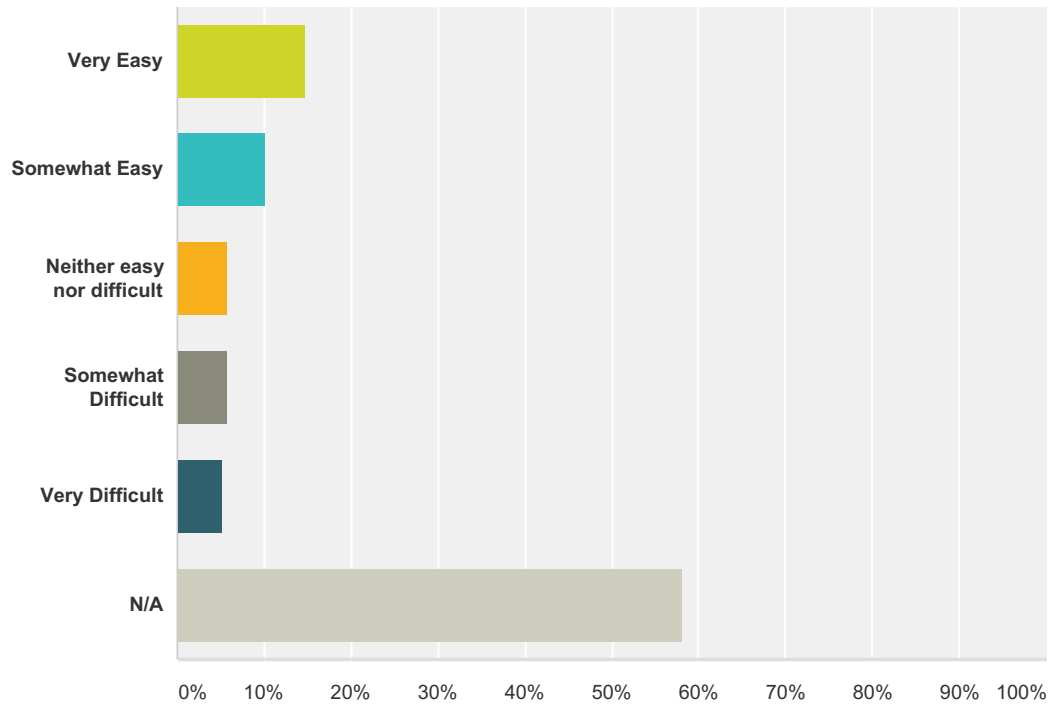


Answer Choices	Responses
Yes	33.33% 57
No	66.67% 114
Total	171

Q54 If yes, how easy was it to find a provider of psychological/psychiatric/social workerservices who was familiar with and qualified to deal with GLBT issues?

2014 Greater Dayton LGBT Center Rediscovering Our Community Survey

Answered: 156 Skipped: 26

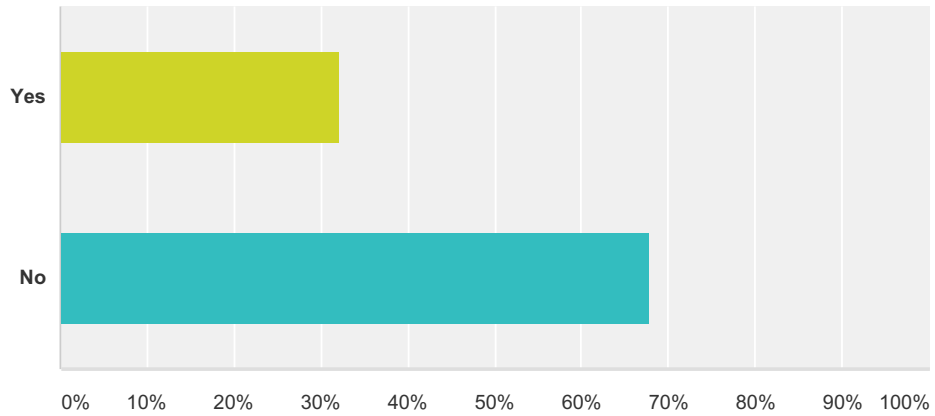


Answer Choices	Responses	
Very Easy	14.74%	23
Somewhat Easy	10.26%	16
Neither easy nor difficult	5.77%	9
Somewhat Difficult	5.77%	9
Very Difficult	5.13%	8
N/A	58.33%	91
Total		156

Q55 Are you a parent?

Answered: 171 Skipped: 11

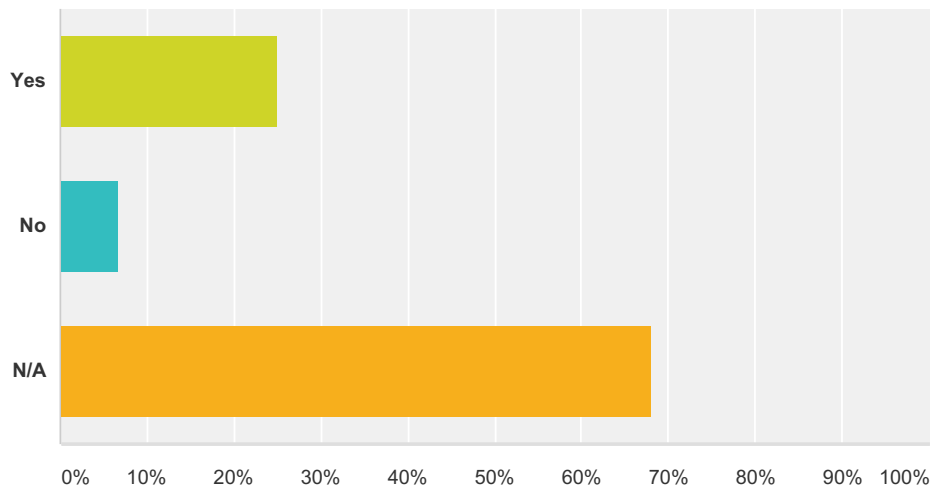
2014 Greater Dayton LGBT Center Rediscovering Our Community Survey



Answer Choices	Responses
Yes	32.16% 55
No	67.84% 116
Total	171

Q56 If you are a parent, are your children from a heterosexual marriage?

Answered: 163 Skipped: 19

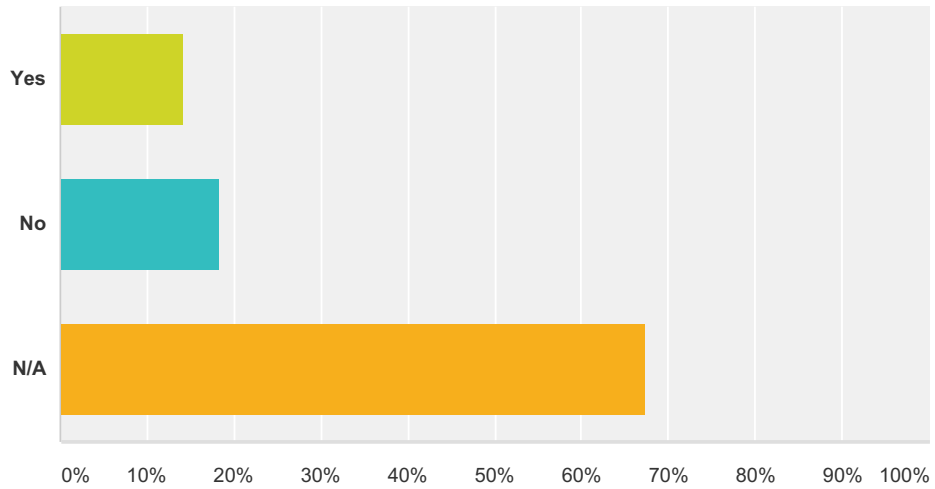


Answer Choices	Responses
Yes	25.15% 41
No	6.75% 11
N/A	68.10% 111
Total	163

Q57 Are any of your children minors?

2014 Greater Dayton LGBT Center Rediscovering Our Community Survey

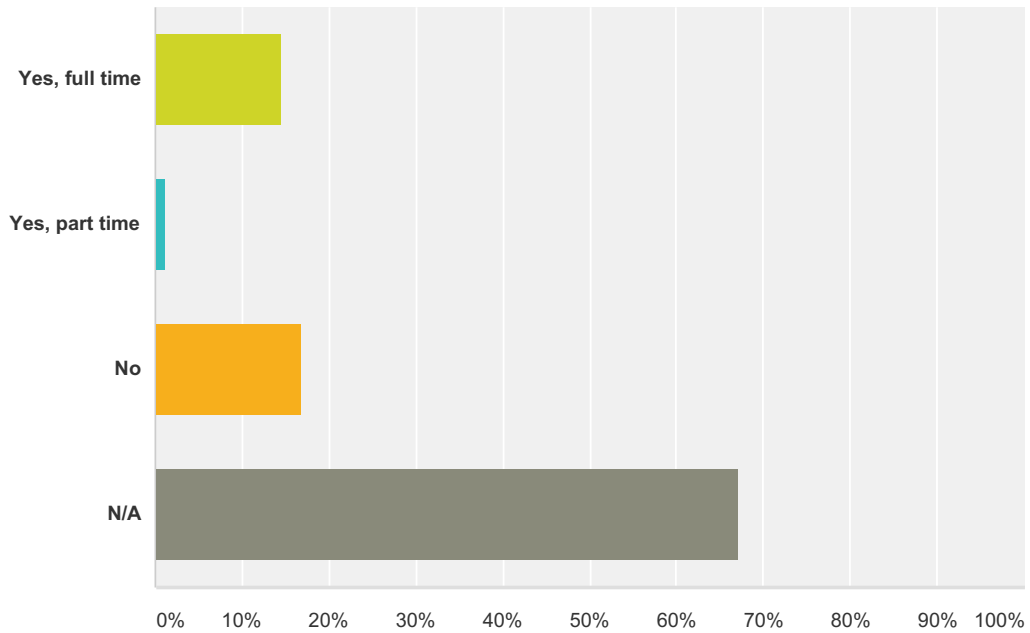
Answered: 163 Skipped: 19



Answer Choices	Responses	
Yes	14.11%	23
No	18.40%	30
N/A	67.48%	110
Total		163

Q58 Do any of your children live with you?

Answered: 165 Skipped: 17

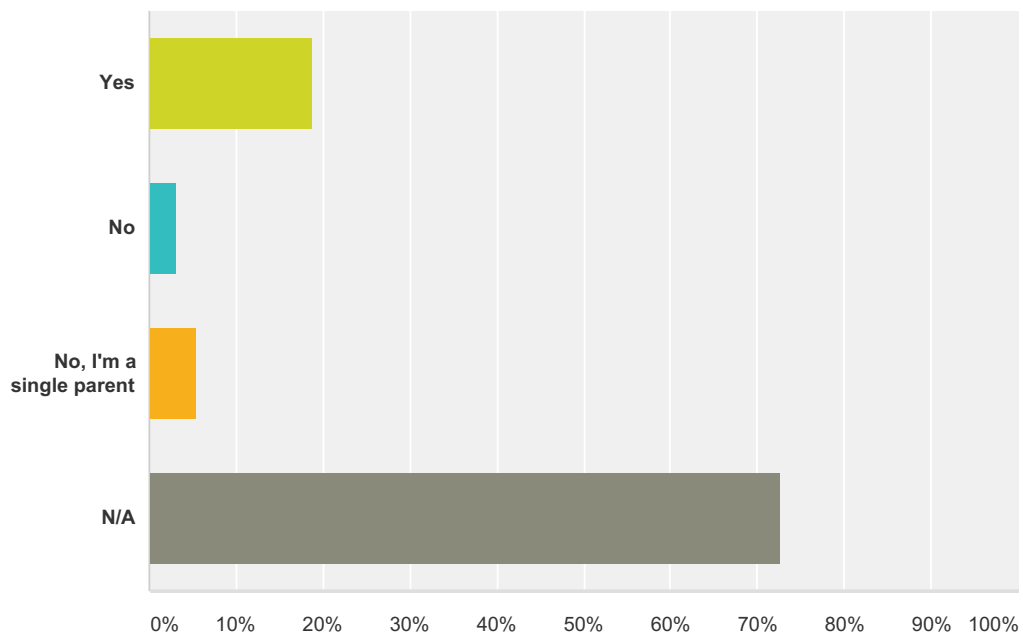


Answer Choices	Responses	
Yes, full time	14.55%	24

Yes, part time	1.21%	2
No	16.97%	28
N/A	67.27%	111
Total		165

Q59 Do you and your partner/spouse both consider yourselves parents of your children?

Answered: 165 Skipped: 17

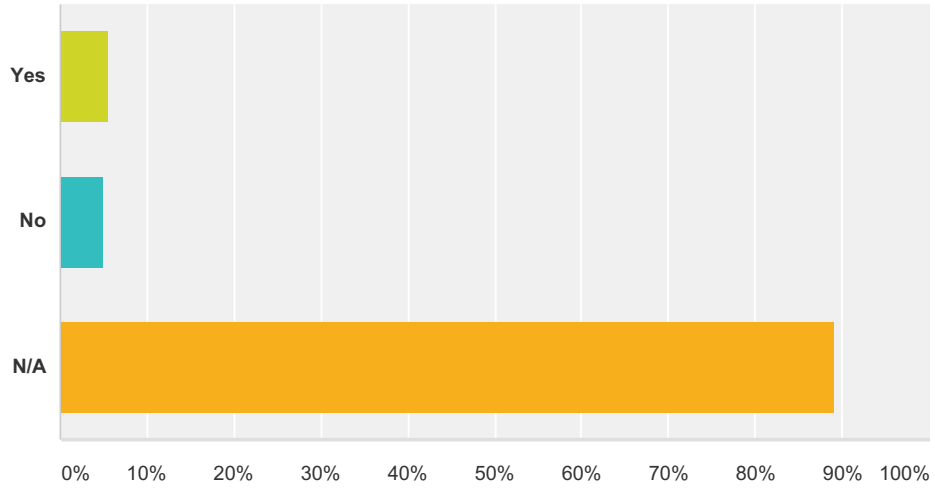


Answer Choices	Responses	Count
Yes	18.79%	31
No	3.03%	5
No, I'm a single parent	5.45%	9
N/A	72.73%	120
Total		165

Q60 If you and your partner/spouse both consider yourselves parents to your children, have you taken any available legal steps to facilitate both parents being able to make parenting decisions for the children?

Answered: 157 Skipped: 25

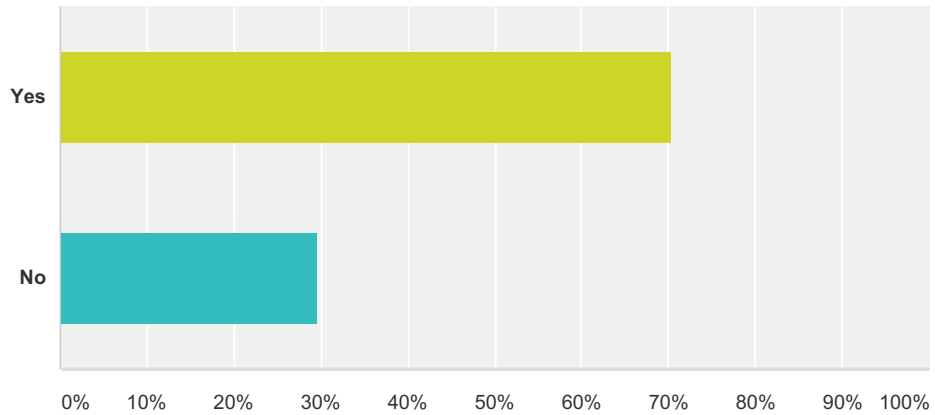
2014 Greater Dayton LGBT Center Rediscovering Our Community Survey



Answer Choices	Responses
Yes	5.73% 9
No	5.10% 8
N/A	89.17% 140
Total	157

Q61 Would you like the Greater Dayton LGBT Center to offer some family-friendly activities for LGBT individuals/couples to attend with their children?

Answered: 155 Skipped: 27



Answer Choices	Responses
Yes	70.32% 109
No	29.68% 46
Total	155

Q62 If you would like family-friendly activities, what kinds of activities would you and your children like?

Answered: 37 Skipped: 145

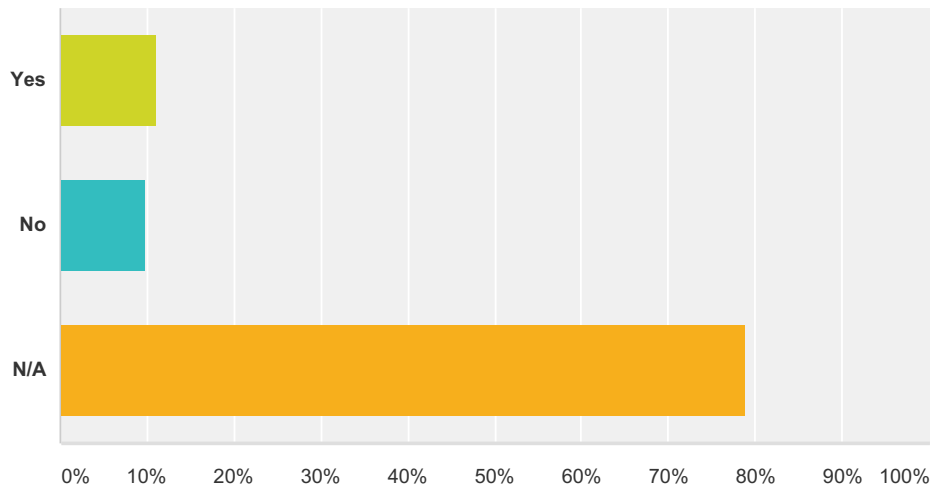
#	Responses	Date
1	Bowling, dances, dinners	10/31/2014 12:44 PM
2	music, movies, dinners, comedy	10/28/2014 10:24 PM
3	How about trips to a perk or museum, A chance for the kids to be around other children of LGBT parents...	10/28/2014 4:59 PM
4	movies, events like skating, bowling, etc	10/28/2014 4:55 PM
5	Family Movie Nights. Game Nights. Etc.	10/28/2014 2:32 PM
6	Anything free or low cost	10/27/2014 8:30 PM
7	Something to do with the arts.	10/18/2014 11:35 AM
8	even just a playground meet up would be wonderful. We have some friends that are two-mom families but it'd be nice to see two-dad families around and/or just having more families for my kids to see that look like our family.	10/1/2014 1:34 PM
9	Large picnics or outdoor gatherings, family movie nights, etc.	9/20/2014 10:13 PM
10	Kids are 18, 17, 15 and involved in own activities. But a group were kids could talk about having gay parents would be great.	9/13/2014 7:35 AM
11	Picnic, park, Metropark hikes, bouncy house	9/7/2014 5:11 PM
12	i dont have kids, i dont know	9/3/2014 8:17 PM
13	i dont have children	8/11/2014 11:29 PM
14	Normal activities that all kids do. Capture the flag is a fun one.	8/1/2014 10:44 PM
15	Meet ups at parks or children friendly museums	7/11/2014 2:41 PM
16	How about gay day at the library :-) I'm a children's librarian	7/9/2014 9:49 AM
17	Any sort of "field trip" would be good.	7/8/2014 12:31 PM
18	not sure, don't have kids, but seems like a nice service to offer	6/29/2014 6:17 AM
19	n/a	6/28/2014 1:57 PM
20	Na	6/25/2014 10:12 PM
21	Carnivals, family picnics, put-put golf, etc.	6/25/2014 9:02 AM
22	family movie nights, hiking with your kids, nature walks and educations stuff	6/25/2014 8:34 AM
23	I wouldn't need to attend family-friendly activities but I think others would find it important.	6/25/2014 4:56 AM
24	Foster family support & resources	6/25/2014 12:16 AM
25	Anything not sexually motivated or oriented.	6/17/2014 8:22 PM
26	Picnics Hiking Bowling Game night	6/12/2014 9:29 AM
27	Picnics, family softball, family fishing	6/12/2014 7:57 AM
28	trips to Kings Island, community fairs and events, movie nights, play and sports ticket discounts	6/11/2014 7:06 PM
29	kings Island, water parks, picnics with games, baseball games (professional and/or parent/child), football games, kickball etc..	6/10/2014 8:22 AM

2014 Greater Dayton LGBT Center Rediscovering Our Community Survey

30	Anything that doesnt involve a nasty mouthed drag queen	6/9/2014 12:14 PM
31	game night, camping.movie night. outings	6/9/2014 11:06 AM
32	Sports , plays	6/9/2014 12:58 AM
33	Children may like movie nights, camp nights, or day camps with their families.	6/8/2014 10:52 PM
34	Bowling, roller skating, picnic	6/8/2014 9:38 PM
35	Picnics, Movie Nights, Game Nights	6/8/2014 8:49 PM
36	I don't have kids, but there is a great need for LGBT parents	6/8/2014 8:40 PM
37	Tours Sports outings	6/8/2014 8:35 PM

Q63 At adult activities of the Greater Dayton LGBT Center, would it be helpful to have child care available to you?

Answered: 162 Skipped: 20

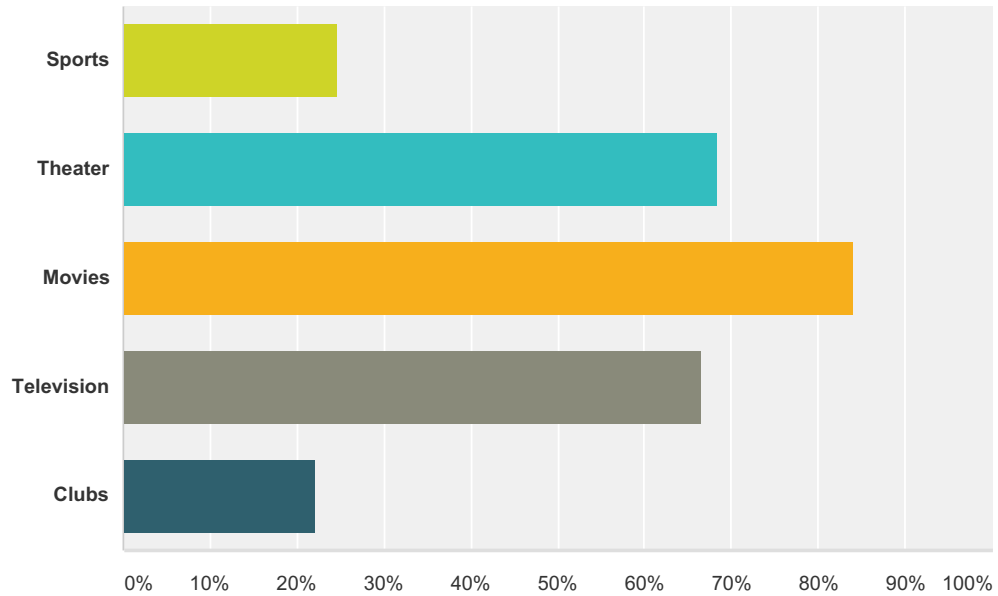


Answer Choices	Responses
Yes	11.11% 18
No	9.88% 16
N/A	79.01% 128
Total	162

Q64 What type of entertainment do you prefer?

Answered: 171 Skipped: 11

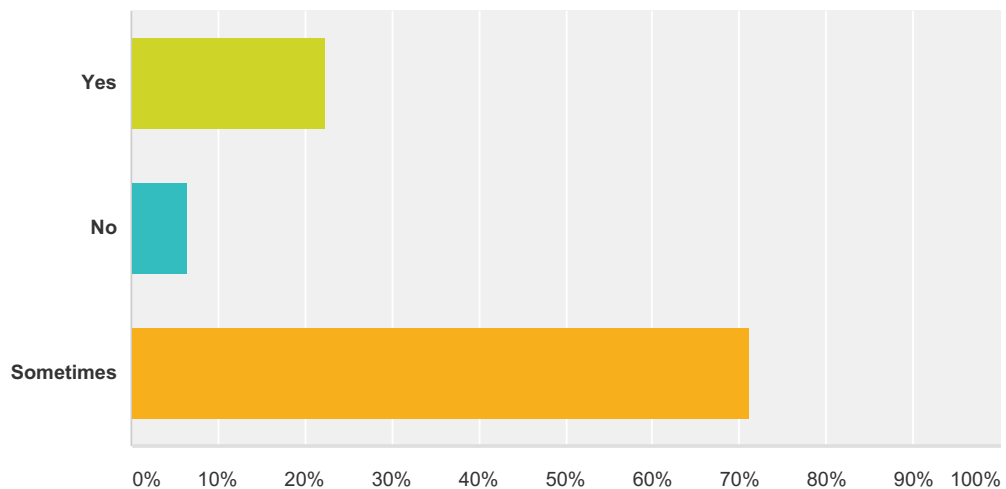
2014 Greater Dayton LGBT Center Rediscovering Our Community Survey



Answer Choices	Responses
Sports	24.56% 42
Theater	68.42% 117
Movies	84.21% 144
Television	66.67% 114
Clubs	22.22% 38
Total Respondents: 171	

Q65 Do you prefer gay entertainment?

Answered: 170 Skipped: 12



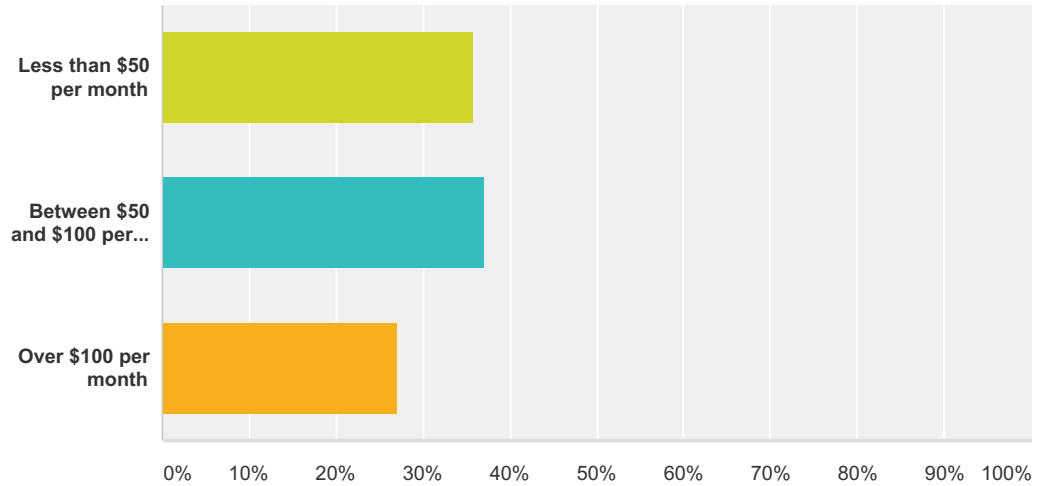
Answer Choices	Responses
----------------	-----------

2014 Greater Dayton LGBT Center Rediscovering Our Community Survey

Yes	22.35%	38
No	6.47%	11
Sometimes	71.18%	121
Total		170

Q66 How much do you spend on entertainment per month?

Answered: 170 Skipped: 12

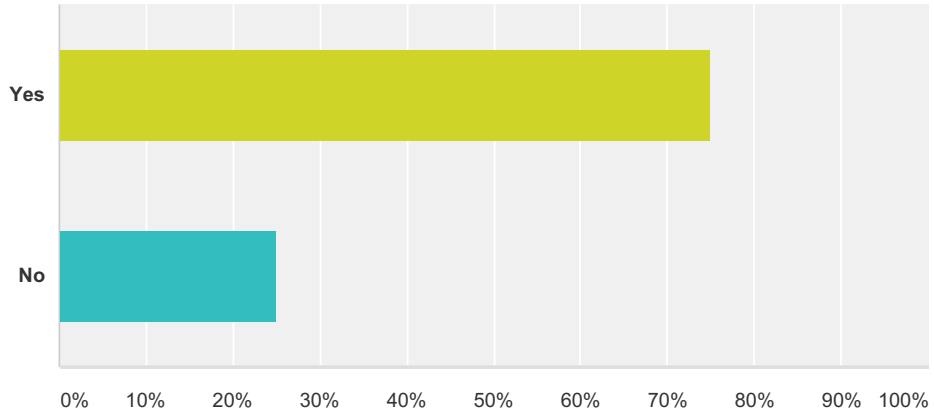


Answer Choices	Responses
Less than \$50 per month	35.88% 61
Between \$50 and \$100 per month	37.06% 63
Over \$100 per month	27.06% 46
Total	170

Q67 Have you been to a movie in the past 6 months?

Answered: 172 Skipped: 10

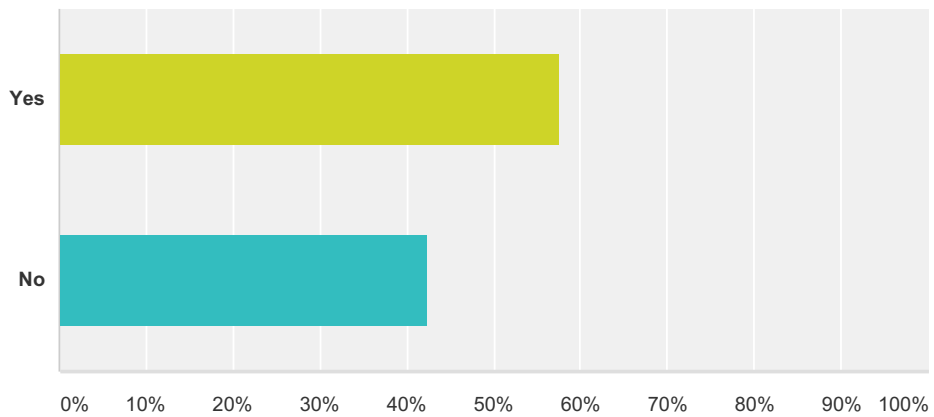
2014 Greater Dayton LGBT Center Rediscovering Our Community Survey



Answer Choices	Responses	Count
Yes	75.00%	129
No	25.00%	43
Total		172

Q68 Have you been to the theatre in the past 6 months?

Answered: 172 Skipped: 10

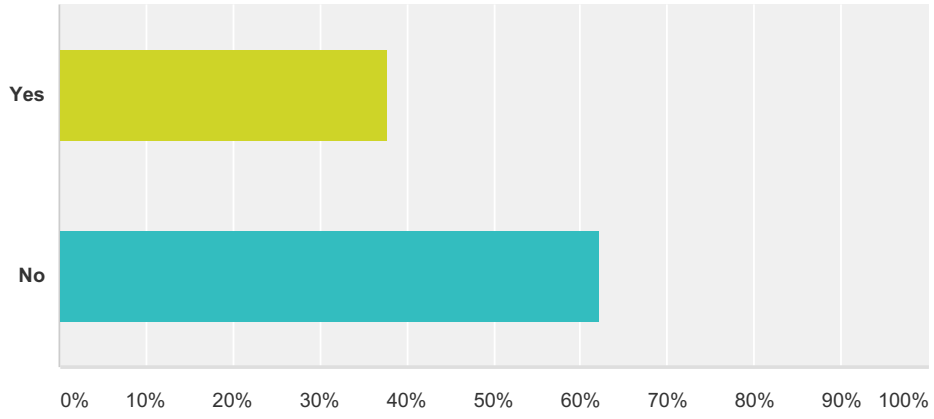


Answer Choices	Responses	Count
Yes	57.56%	99
No	42.44%	73
Total		172

Q69 Have you attended a sporting event in the past 6 months?

Answered: 172 Skipped: 10

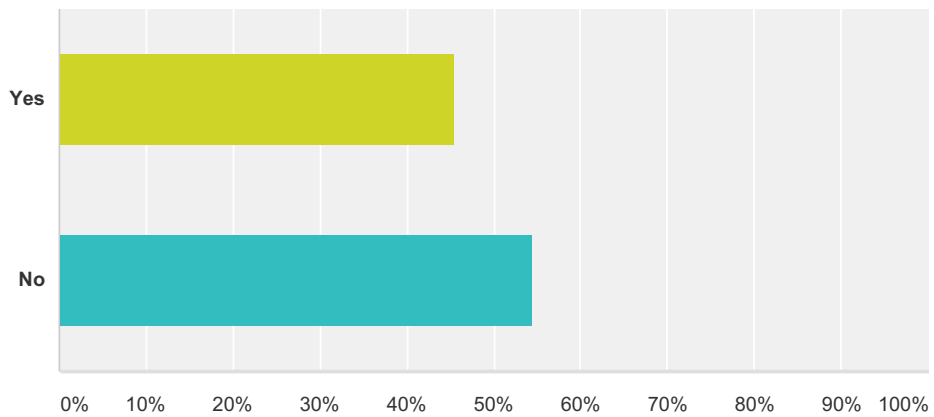
2014 Greater Dayton LGBT Center Rediscovering Our Community Survey



Answer Choices	Responses	
Yes	37.79%	65
No	62.21%	107
Total		172

Q70 Have you been to a concert in the past 6 months?

Answered: 169 Skipped: 13

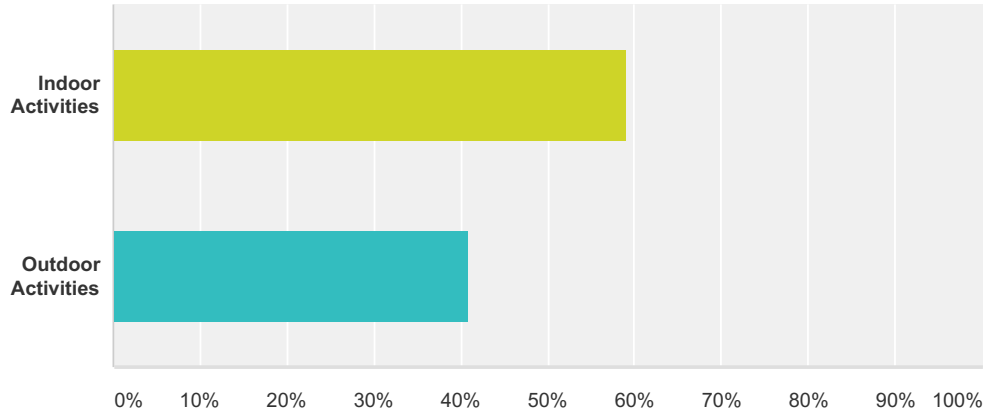


Answer Choices	Responses	
Yes	45.56%	77
No	54.44%	92
Total		169

Q71 Do you prefer:

Answered: 169 Skipped: 13

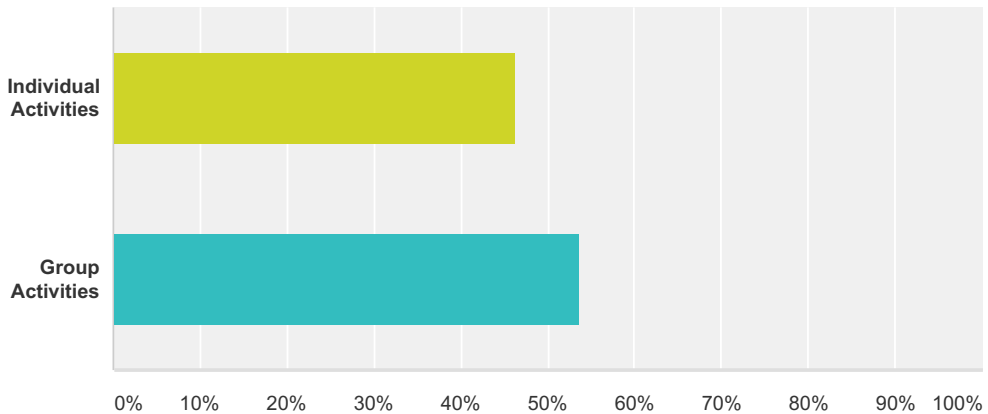
2014 Greater Dayton LGBT Center Rediscovering Our Community Survey



Answer Choices	Responses
Indoor Activities	59.17% 100
Outdoor Activities	40.83% 69
Total	169

Q72 Do you prefer:

Answered: 168 Skipped: 14

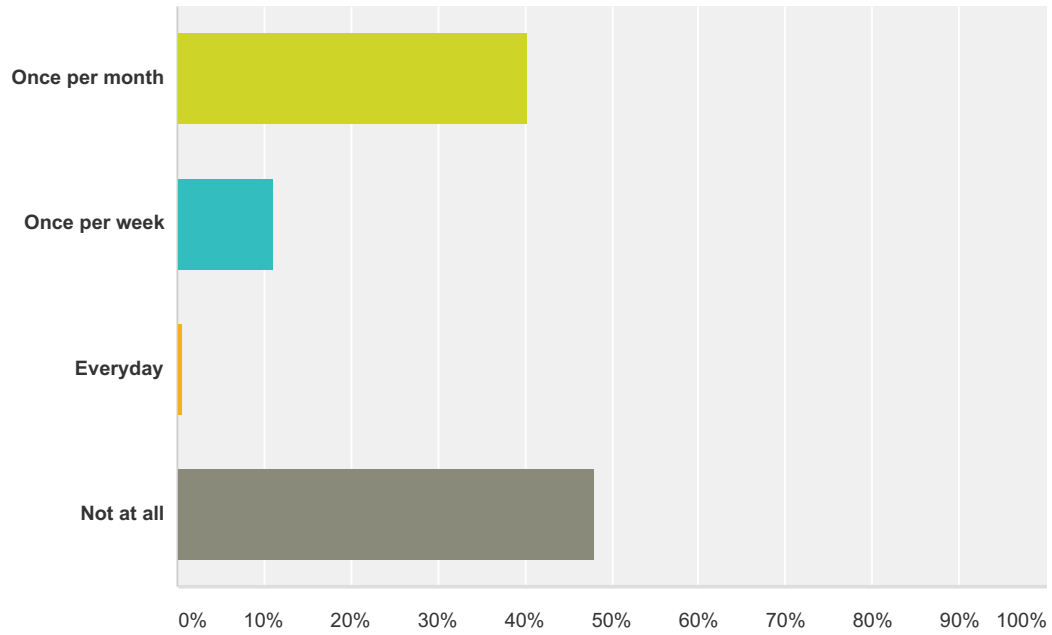


Answer Choices	Responses
Individual Activities	46.43% 78
Group Activities	53.57% 90
Total	168

Q73 How often do you go out to a bar or club?

Answered: 171 Skipped: 11

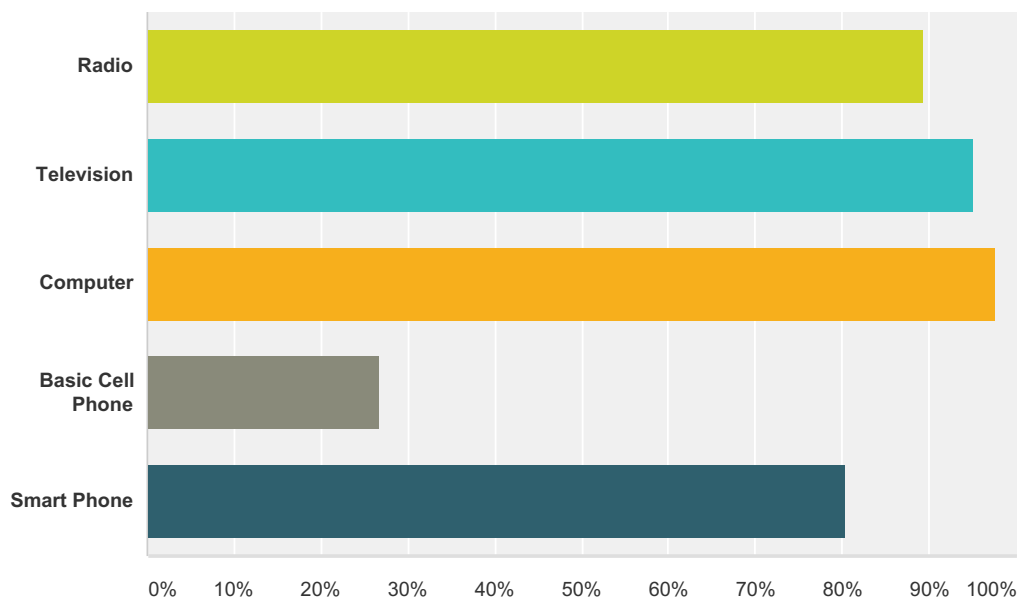
2014 Greater Dayton LGBT Center Rediscovering Our Community Survey



Answer Choices	Responses	Count
Once per month	40.35%	69
Once per week	11.11%	19
Everyday	0.58%	1
Not at all	47.95%	82
Total		171

Q74 Which of the following do you own?

Answered: 169 Skipped: 13

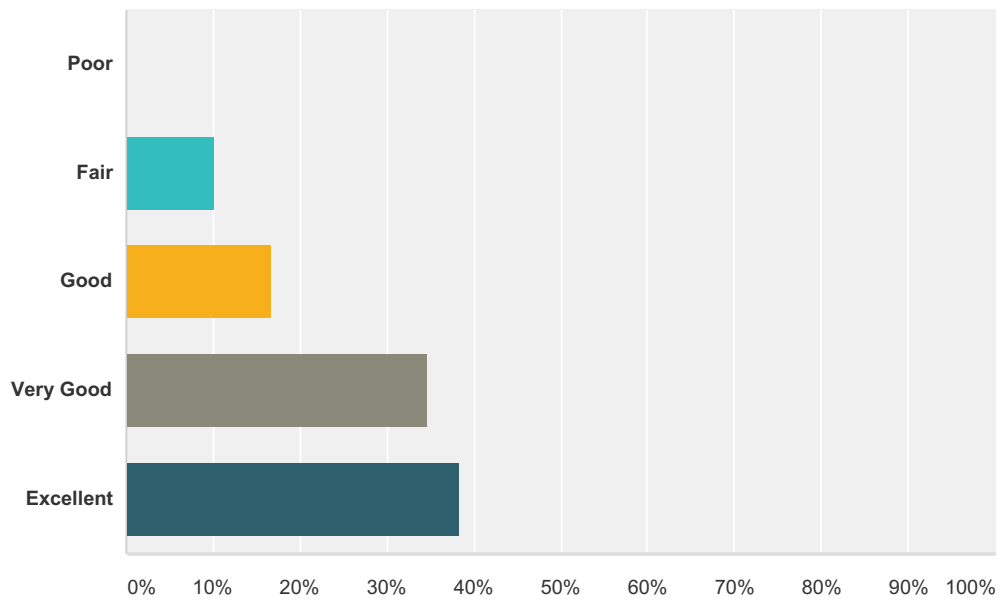


2014 Greater Dayton LGBT Center Rediscovering Our Community Survey

Answer Choices	Responses
Radio	89.35% 151
Television	95.27% 161
Computer	97.63% 165
Basic Cell Phone	26.63% 45
Smart Phone	80.47% 136
Total Respondents: 169	

Q75 If you own a computer, how would you rate your proficiency?

Answered: 167 Skipped: 15

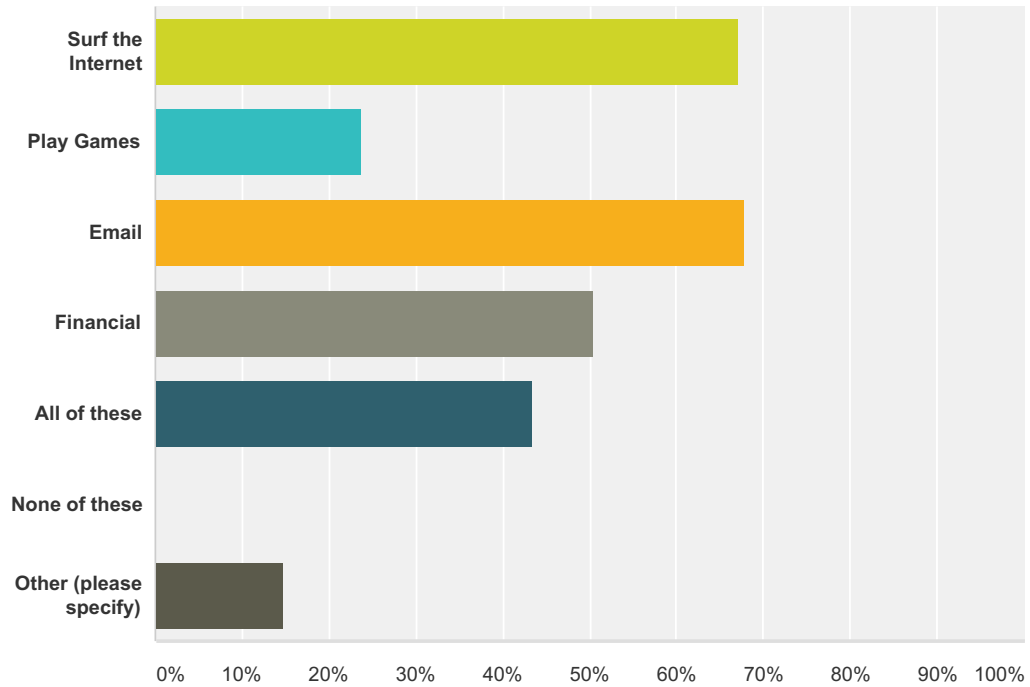


Answer Choices	Responses
Poor	0.00% 0
Fair	10.18% 17
Good	16.77% 28
Very Good	34.73% 58
Excellent	38.32% 64
Total	167

Q76 Which of the following do you do with your computer?

Answered: 168 Skipped: 14

2014 Greater Dayton LGBT Center Rediscovering Our Community Survey



Answer Choices	Responses	
Surf the Internet	67.26%	113
Play Games	23.81%	40
Email	67.86%	114
Financial	50.60%	85
All of these	43.45%	73
None of these	0.00%	0
Other (please specify)	14.88%	25
Total Respondents: 168		

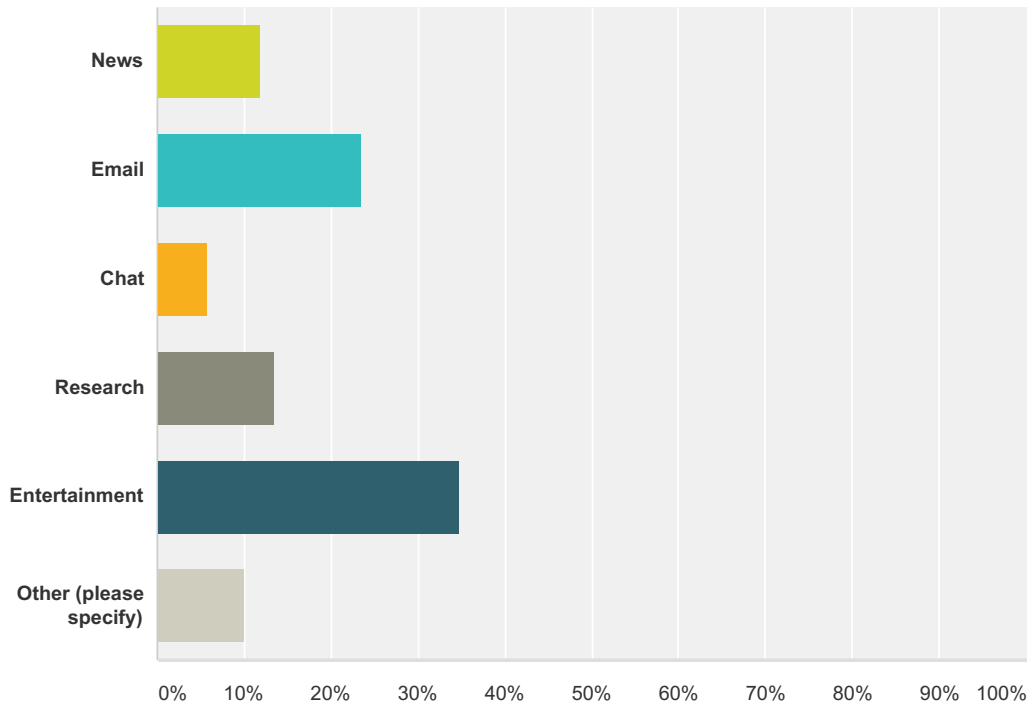
#	Other (please specify)	Date
1	Work	10/30/2014 12:40 PM
2	Work	10/30/2014 12:25 PM
3	netflix	10/28/2014 8:16 PM
4	Facebook	10/28/2014 5:03 PM
5	Work	10/28/2014 2:36 PM
6	Design work	10/26/2014 8:17 PM
7	Create documents and power points.	9/13/2014 7:41 AM
8	Shop, watch You Tube	9/7/2014 8:38 PM
9	program	8/1/2014 8:08 PM
10	photo editing	7/24/2014 4:04 PM
11	Work	7/3/2014 9:23 AM

2014 Greater Dayton LGBT Center Rediscovering Our Community Survey

12	Blog / Social Networking	6/28/2014 4:21 PM
13	facebook	6/25/2014 6:11 PM
14	Program	6/25/2014 4:35 PM
15	Complete academic research projects	6/25/2014 5:42 AM
16	Watch Pornos.	6/25/2014 1:13 AM
17	School work	6/25/2014 12:20 AM
18	website/graphic design/work/data collection	6/24/2014 10:37 PM
19	Business	6/24/2014 2:59 PM
20	Social media	6/12/2014 9:44 AM
21	Web Design	6/9/2014 12:16 PM
22	Facebook	6/9/2014 1:03 AM
23	"Movies"	6/8/2014 10:55 PM
24	Work	6/8/2014 9:11 PM
25	writing	6/7/2014 7:34 PM

Q77 If you use the internet, which would explain your most use of time?

Answered: 169 Skipped: 13



Answer Choices	Responses
News	11.83% 20
Email	23.67% 40

2014 Greater Dayton LGBT Center Rediscovering Our Community Survey

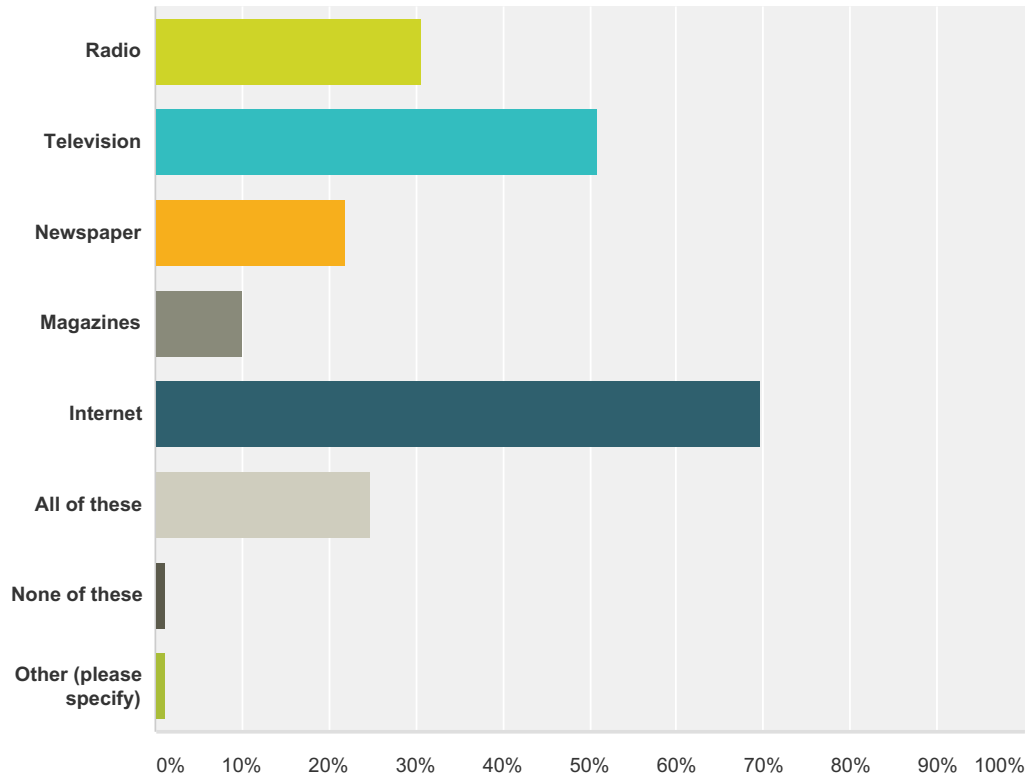
Chat	5.92%	10
Research	13.61%	23
Entertainment	34.91%	59
Other (please specify)	10.06%	17
Total		169

#	Other (please specify)	Date
1	Work	10/30/2014 12:40 PM
2	Work	10/30/2014 12:25 PM
3	paying bills	10/29/2014 2:20 AM
4	news, research, email, chat, life	10/27/2014 6:18 PM
5	Work	10/26/2014 8:19 PM
6	Social media	9/7/2014 5:49 PM
7	facebook	9/3/2014 8:20 PM
8	Work	7/3/2014 9:23 AM
9	facebook	6/28/2014 2:22 PM
10	all the above	6/24/2014 10:50 PM
11	Facebook	6/12/2014 9:44 AM
12	Social Media	6/11/2014 7:17 PM
13	Business related	6/9/2014 12:16 PM
14	Writing (and research)	6/8/2014 9:11 PM
15	work	6/8/2014 8:49 PM
16	School	6/8/2014 8:47 PM
17	writing	6/7/2014 7:34 PM

Q78 Which forms of media do you rely on to get your news?

Answered: 169 Skipped: 13

2014 Greater Dayton LGBT Center Rediscovering Our Community Survey



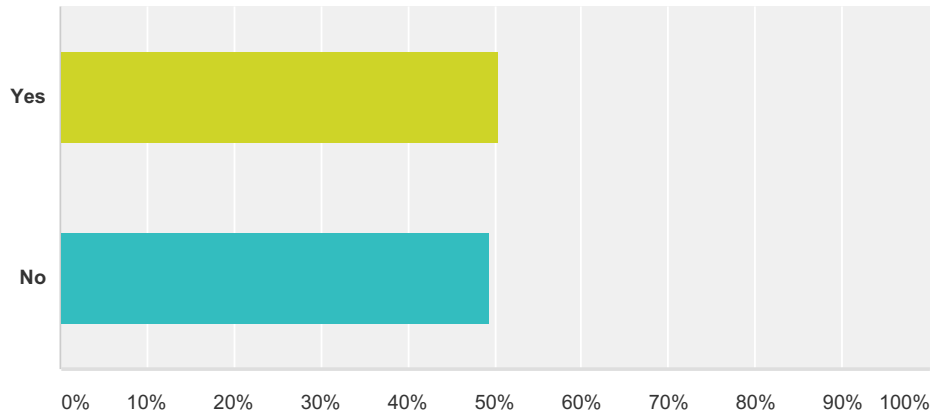
Answer Choices	Responses	
Radio	30.77%	52
Television	50.89%	86
Newspaper	21.89%	37
Magazines	10.06%	17
Internet	69.82%	118
All of these	24.85%	42
None of these	1.18%	2
Other (please specify)	1.18%	2
Total Respondents: 169		

#	Other (please specify)	Date
1	usa today app - smart phone	6/25/2014 6:11 PM
2	Social Media	6/11/2014 7:17 PM

Q79 Do you regularly watch a television news program?

Answered: 168 Skipped: 14

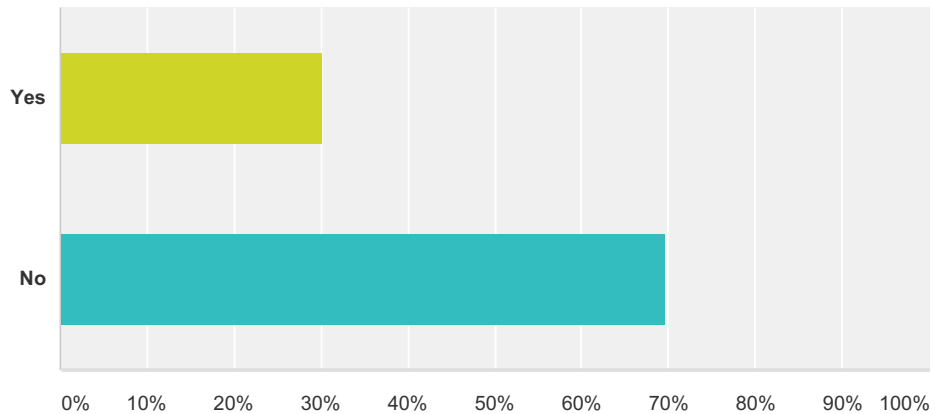
2014 Greater Dayton LGBT Center Rediscovering Our Community Survey



Answer Choices	Responses
Yes	50.60% 85
No	49.40% 83
Total	168

Q80 Do you regularly read a newspaper?

Answered: 168 Skipped: 14

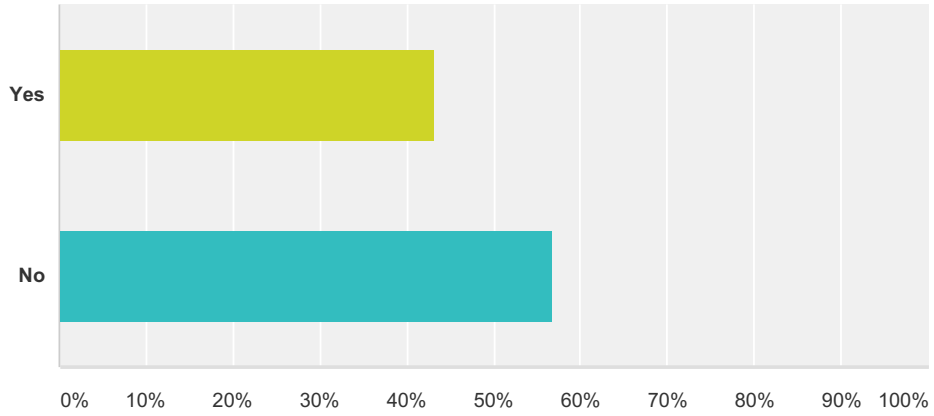


Answer Choices	Responses
Yes	30.36% 51
No	69.64% 117
Total	168

Q81 Do you regularly listen to news radio?

Answered: 167 Skipped: 15

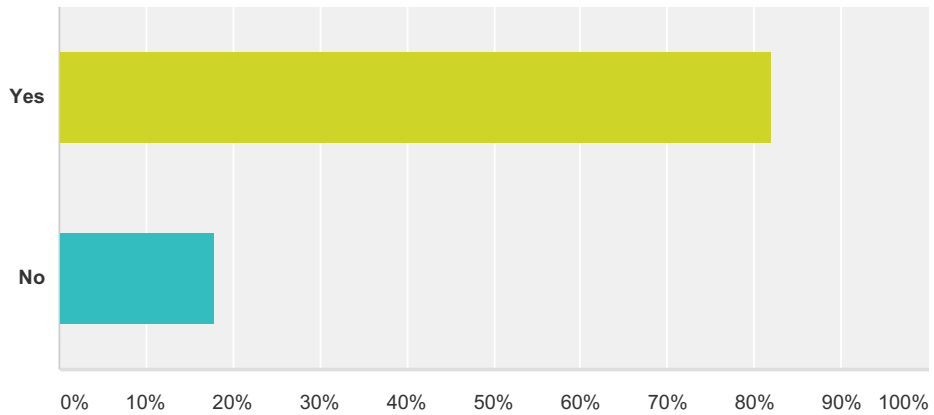
2014 Greater Dayton LGBT Center Rediscovering Our Community Survey



Answer Choices	Responses
Yes	43.11% 72
No	56.89% 95
Total	167

Q82 Do you regularly read news on an internet website?

Answered: 167 Skipped: 15

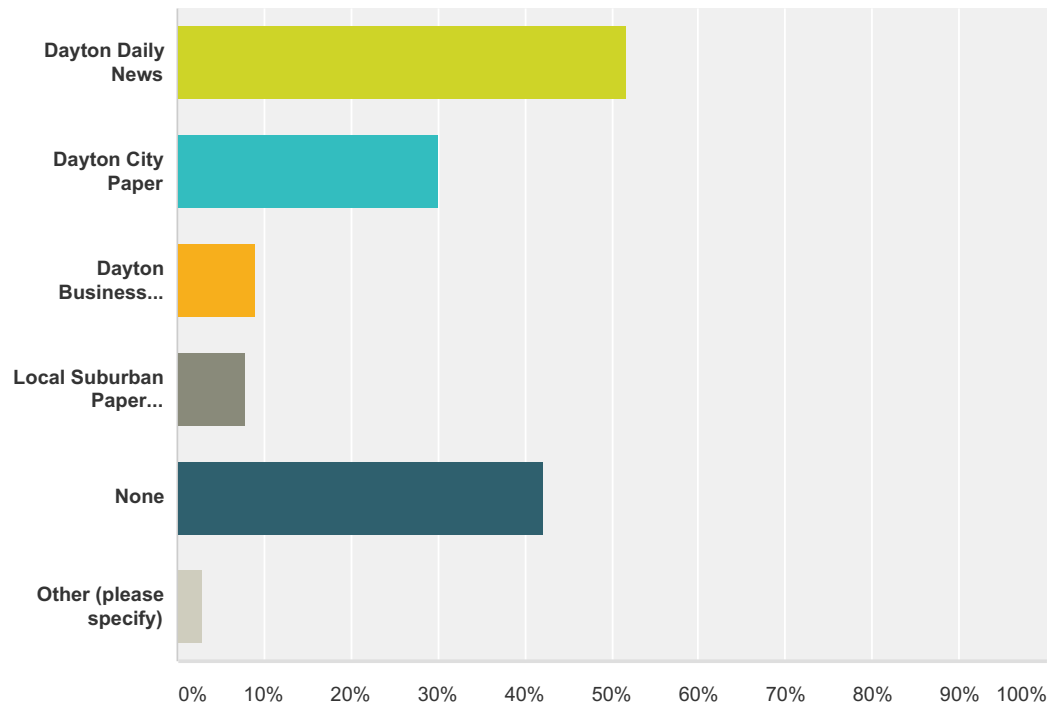


Answer Choices	Responses
Yes	82.04% 137
No	17.96% 30
Total	167

Q83 Which local newspapers do you read?

Answered: 166 Skipped: 16

2014 Greater Dayton LGBT Center Rediscovering Our Community Survey



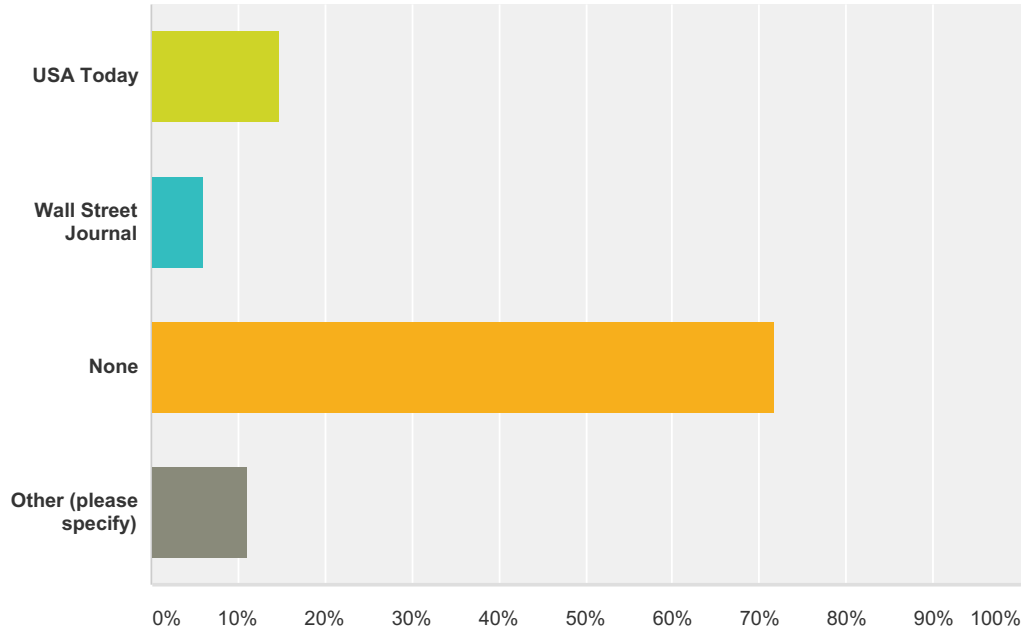
Answer Choices	Responses
Dayton Daily News	51.81% 86
Dayton City Paper	30.12% 50
Dayton Business Journal	9.04% 15
Local Suburban Paper (Beavercreek Current, Oakwood Register, K-O Times, Etc)	7.83% 13
None	42.17% 70
Other (please specify)	3.01% 5
Total Respondents: 166	

#	Other (please specify)	Date
1	St. Louis Post Dispatch	10/1/2014 1:37 PM
2	Dayton Jewish Observer	9/8/2014 4:12 PM
3	Columbus Dispatch	7/9/2014 10:35 AM
4	USA Today	6/10/2014 8:26 AM
5	Dayton City Paper	6/8/2014 8:42 PM

Q84 Which national newspapers do you read?

Answered: 163 Skipped: 19

2014 Greater Dayton LGBT Center Rediscovering Our Community Survey



Answer Choices	Responses	
USA Today	14.72%	24
Wall Street Journal	6.13%	10
None	71.78%	117
Other (please specify)	11.04%	18
Total Respondents: 163		

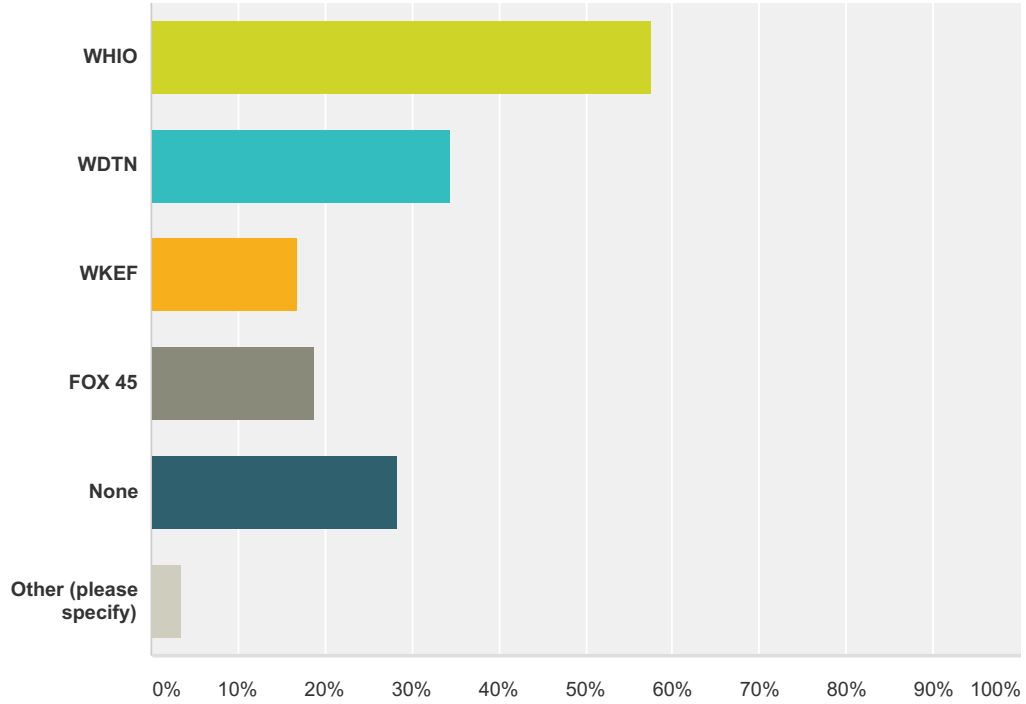
#	Other (please specify)	Date
1	New york Times/Manchester Guardian	10/29/2014 9:37 AM
2	Los Angeles Times, New York Times	10/27/2014 6:18 PM
3	Huffington Post	10/1/2014 1:37 PM
4	San Francisco Chronicle, Philadelphia Inquirer	9/8/2014 4:12 PM
5	New York Times	8/11/2014 11:37 PM
6	Los angeles Times, NYTimes	6/28/2014 11:34 PM
7	New York Times	6/28/2014 3:33 PM
8	NY TIMES	6/27/2014 7:36 PM
9	New York Times and The Manchester Guardian (U.K.)	6/25/2014 10:11 PM
10	NY Times, Washington Post, Huffington Post	6/25/2014 5:42 AM
11	Washington Post (online)	6/25/2014 4:59 AM
12	New York Times	6/25/2014 12:19 AM
13	New York Times	6/12/2014 9:44 AM
14	new york times	6/8/2014 9:37 PM
15	New York Times Sunday, Los Angeles Times	6/8/2014 9:11 PM

2014 Greater Dayton LGBT Center Rediscovering Our Community Survey

16	Ny times	6/8/2014 8:57 PM
17	New York Times	6/8/2014 8:41 PM
18	some NY Times	6/7/2014 7:34 PM

Q85 Which local news channels do you watch?

Answered: 165 Skipped: 17



Answer Choices	Responses
WHIO	57.58% 95
WDTN	34.55% 57
WKEF	16.97% 28
FOX 45	18.79% 31
None	28.48% 47
Other (please specify)	3.64% 6
Total Respondents: 165	

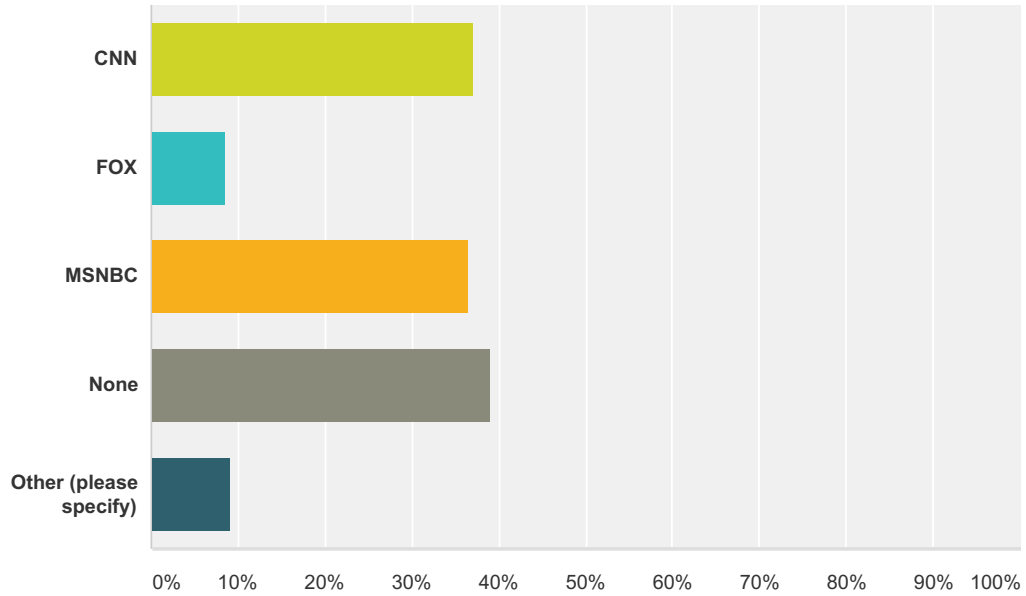
#	Other (please specify)	Date
1	think tv	7/2/2014 10:19 AM
2	PBS	6/27/2014 7:36 PM
3	Channel 16 PBS	6/25/2014 11:21 AM
4	PBS, Chs. 16, thru 16-5.	6/25/2014 1:13 AM

2014 Greater Dayton LGBT Center Rediscovering Our Community Survey

5	Think16	6/11/2014 7:17 PM
6	Don't know call letters. Channel 2	6/8/2014 8:41 PM

Q86 Which national news channels do you watch?

Answered: 164 Skipped: 18



Answer Choices	Responses	
CNN	37.20%	61
FOX	8.54%	14
MSNBC	36.59%	60
None	39.02%	64
Other (please specify)	9.15%	15
Total Respondents: 164		

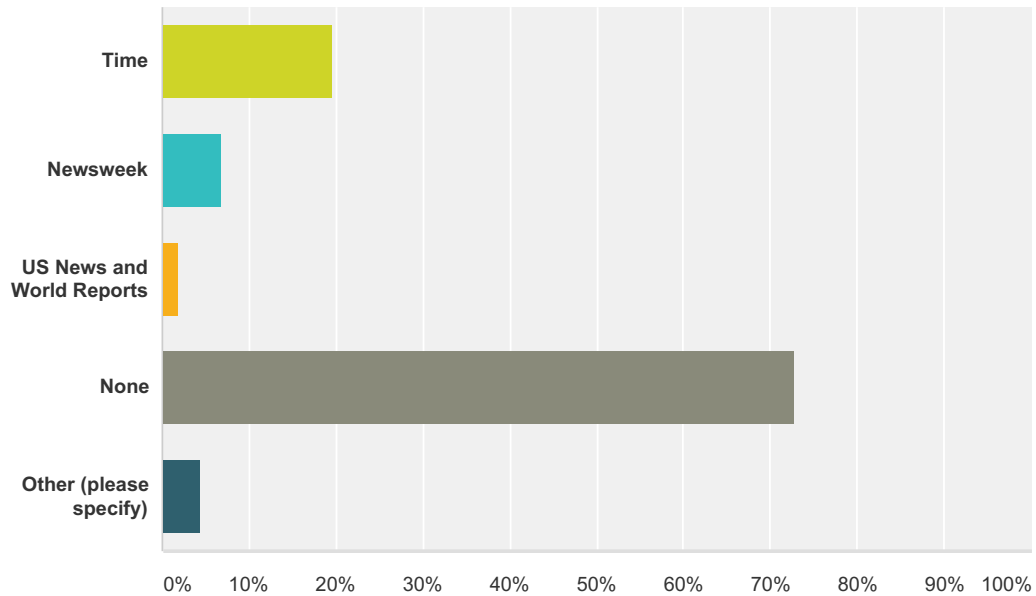
#	Other (please specify)	Date
1	BBC..ONB	10/28/2014 5:03 PM
2	ABC, NBC	10/27/2014 6:18 PM
3	BBC	9/5/2014 1:11 PM
4	ABC. CBS	7/3/2014 9:23 AM
5	public broadcasting	7/2/2014 10:19 AM
6	Nbc	6/28/2014 11:34 PM
7	PBS' News Hour	6/28/2014 7:47 PM
8	PBS Newshour	6/27/2014 7:36 PM

2014 Greater Dayton LGBT Center Rediscovering Our Community Survey

9	Comedy Central's The Daily Show with Jon Stewart	6/27/2014 5:01 PM
10	Public Radio	6/25/2014 10:11 PM
11	nightly news channel 2	6/25/2014 4:12 PM
12	Bloomberg, CNBC	6/11/2014 7:09 PM
13	Free Speech TV	6/8/2014 10:42 PM
14	abc	6/8/2014 9:42 PM
15	cbs	6/8/2014 1:27 PM

Q87 Which news magazines do you read?

Answered: 158 Skipped: 24



Answer Choices	Responses
Time	19.62% 31
Newsweek	6.96% 11
US News and World Reports	1.90% 3
None	72.78% 115
Other (please specify)	4.43% 7
Total Respondents: 158	

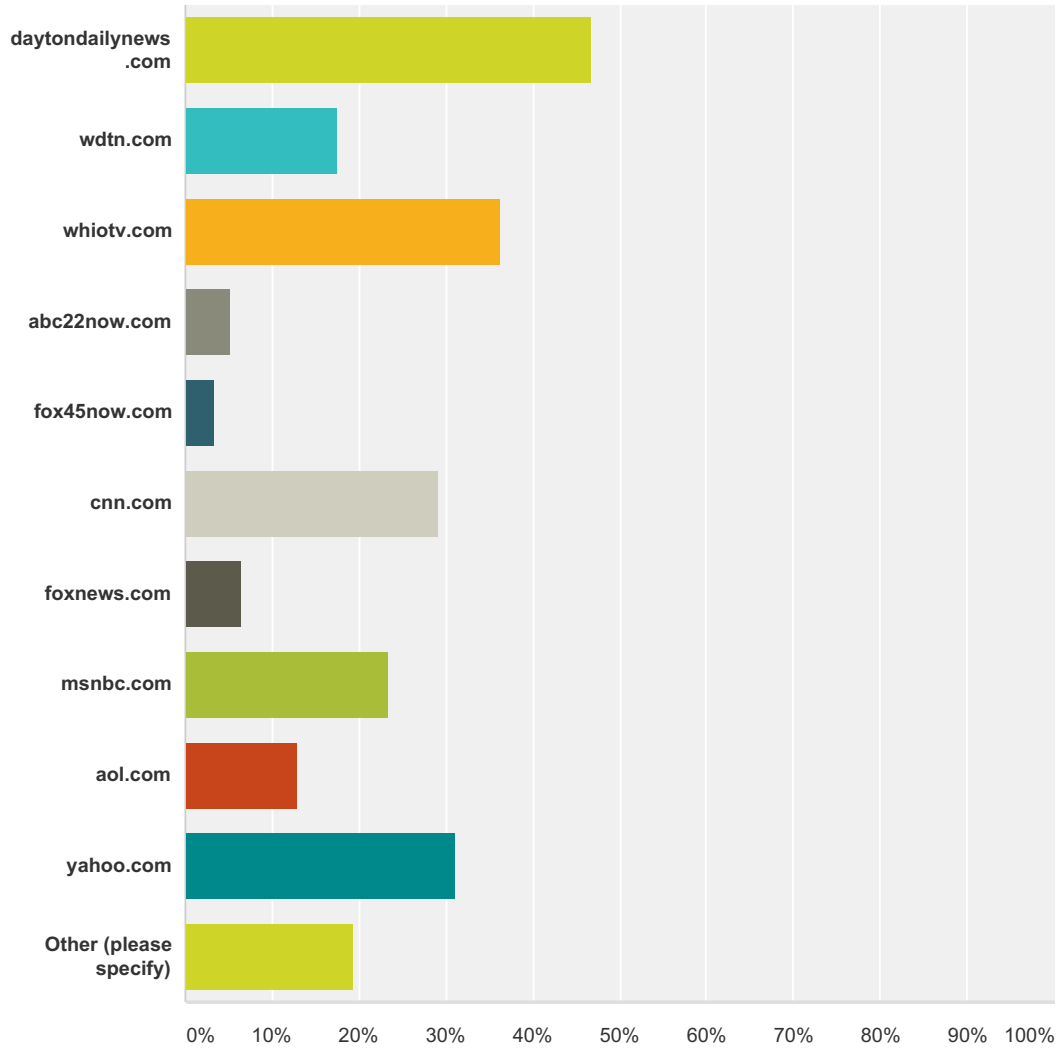
#	Other (please specify)	Date
1	advocate/out	10/29/2014 10:25 AM
2	The Week	7/9/2014 9:52 AM
3	The Week	6/30/2014 1:17 PM
4	Mother Jones	6/25/2014 12:58 PM

2014 Greater Dayton LGBT Center Rediscovering Our Community Survey

5	VFW, American Legion, Military Officer	6/25/2014 5:42 AM
6	New yorker	6/8/2014 8:57 PM
7	religious magazines/global news	6/7/2014 7:34 PM

Q88 Which internet news websites do you visit?

Answered: 154 Skipped: 28



Answer Choices	Responses
daytondailynews.com	46.75% 72
wdtm.com	17.53% 27
whiotv.com	36.36% 56
abc22now.com	5.19% 8
fox45now.com	3.25% 5
cnn.com	29.22% 45

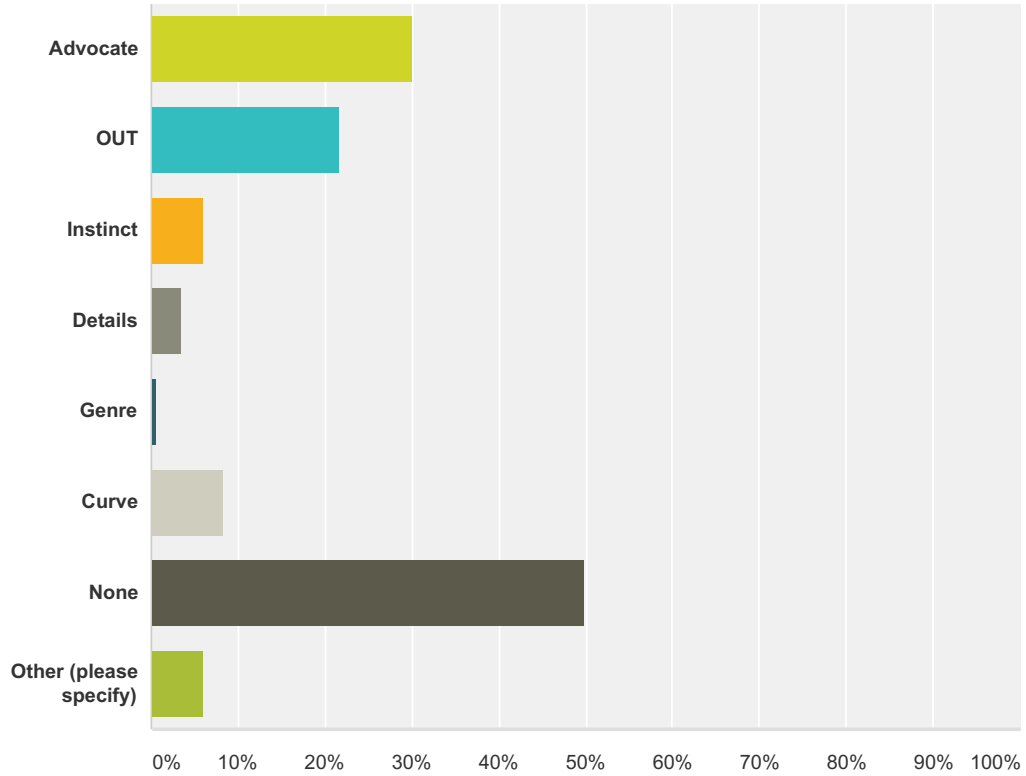
2014 Greater Dayton LGBT Center Rediscovering Our Community Survey

foxnews.com	6.49%	10
msnbc.com	23.38%	36
aol.com	12.99%	20
yahoo.com	31.17%	48
Other (please specify)	19.48%	30
Total Respondents: 154		

#	Other (please specify)	Date
1	nytimes.com, salon.com, slate.com, reddit.com, npr.com	10/30/2014 12:40 PM
2	you tube> Gay USA TV	10/28/2014 10:35 PM
3	Facebook, Laura's Playground,	10/28/2014 5:03 PM
4	nbcnews.com	10/28/2014 2:40 PM
5	politico	10/28/2014 2:36 PM
6	huff post, al jazeera	10/27/2014 6:18 PM
7	Huffington Post, sfgate, philly	9/8/2014 4:12 PM
8	Huffington Post	9/7/2014 5:49 PM
9	New York Times and National Public Radio	8/11/2014 11:37 PM
10	huffington post; reddit; slashdot; arstechnica; wired	8/1/2014 8:08 PM
11	Huffingtonpost.com	7/15/2014 2:34 AM
12	towelroad	7/12/2014 8:43 AM
13	google	7/3/2014 9:23 AM
14	Huffingtonpost.com	6/28/2014 11:34 PM
15	N/A	6/28/2014 4:21 PM
16	usa today, ny times, bbc	6/27/2014 7:36 PM
17	Na	6/25/2014 10:14 PM
18	huffingtonpost.com	6/25/2014 4:35 PM
19	google news	6/25/2014 12:58 PM
20	New York Times, BBC	6/25/2014 9:11 AM
21	Aljazeera, Democracy Now, BuzzFlash, Huffington Post	6/25/2014 5:42 AM
22	BBC, npr	6/25/2014 12:20 AM
23	Grist, Treehugger, HRC, Google	6/25/2014 12:04 AM
24	huffington post	6/11/2014 8:52 PM
25	huffingtonpost.com	6/11/2014 7:08 PM
26	google news	6/10/2014 8:26 AM
27	none	6/9/2014 11:10 AM
28	Reddit.com	6/8/2014 8:47 PM
29	towleroad.com	6/8/2014 4:54 PM

Q89 Which gay themed news magazine do you most read?

Answered: 166 Skipped: 16



Answer Choices	Responses
Advocate	30.12% 50
OUT	21.69% 36
Instinct	6.02% 10
Details	3.61% 6
Genre	0.60% 1
Curve	8.43% 14
None	50.00% 83
Other (please specify)	6.02% 10
Total Respondents: 166	

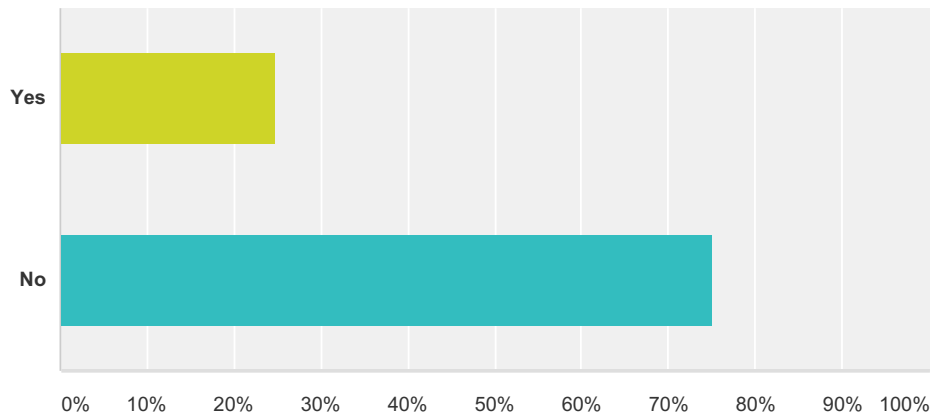
#	Other (please specify)	Date
1	Huffington post	10/30/2014 8:32 AM
2	OUTLOOK	10/29/2014 9:37 AM

2014 Greater Dayton LGBT Center Rediscovering Our Community Survey

3	FLAME	10/28/2014 2:36 PM
4	outlook	9/11/2014 8:51 PM
5	Autostraddle	6/28/2014 4:21 PM
6	OUTLOOK	6/25/2014 10:11 PM
7	Lesbain Connection	6/25/2014 4:12 PM
8	Huffington Post	6/11/2014 7:17 PM
9	Lesbian Connecgion	6/9/2014 6:48 AM
10	Huffington post	6/8/2014 11:27 AM

Q90 Do you think that the GLBT community is accurately portrayed in the mainstream news media?

Answered: 165 Skipped: 17

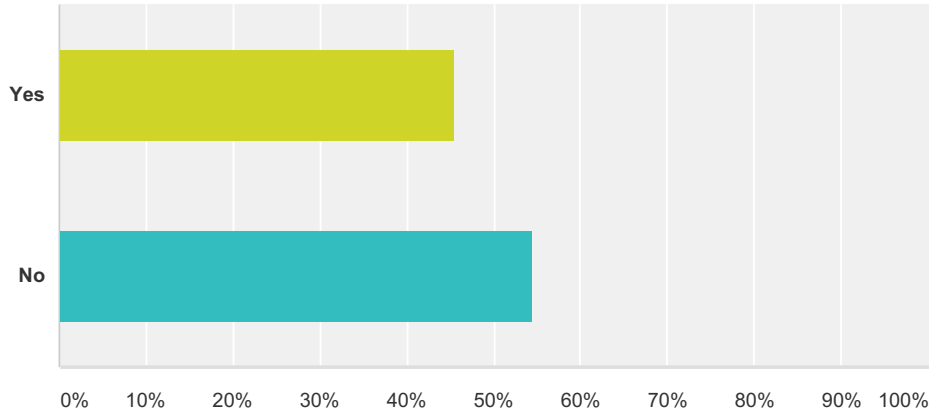


Answer Choices	Responses
Yes	24.85% 41
No	75.15% 124
Total	165

Q91 Do you think that the GLBT community is accurately portrayed in the gay themed news media?

Answered: 154 Skipped: 28

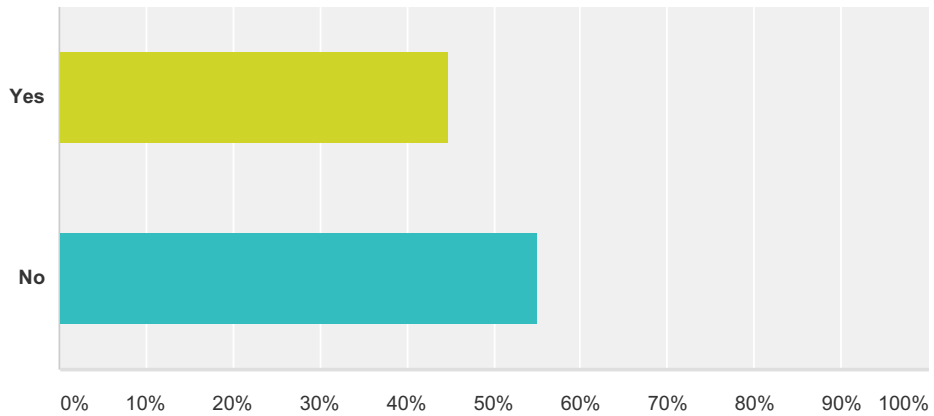
2014 Greater Dayton LGBT Center Rediscovering Our Community Survey



Answer Choices	Responses
Yes	45.45% 70
No	54.55% 84
Total	154

Q92 Do you boycott specific newspapers, magazines, television news channels, or internet websites because of their portrayals of the LGBT community?

Answered: 165 Skipped: 17

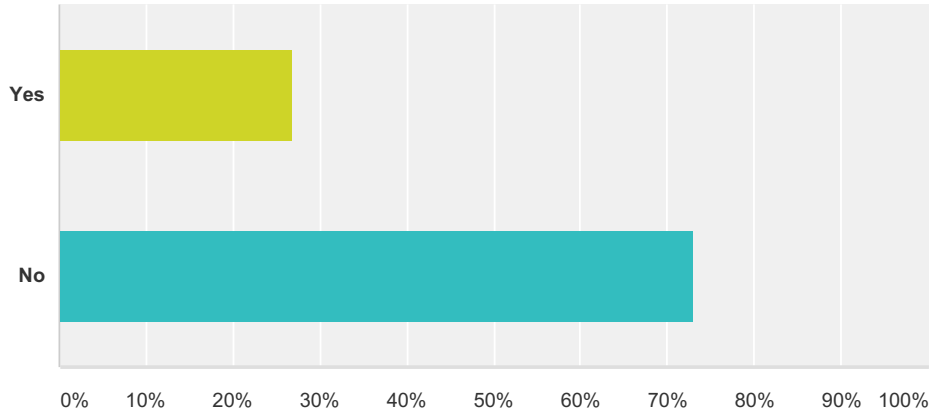


Answer Choices	Responses
Yes	44.85% 74
No	55.15% 91
Total	165

Q93 Do you read local gay newspapers?

Answered: 164 Skipped: 18

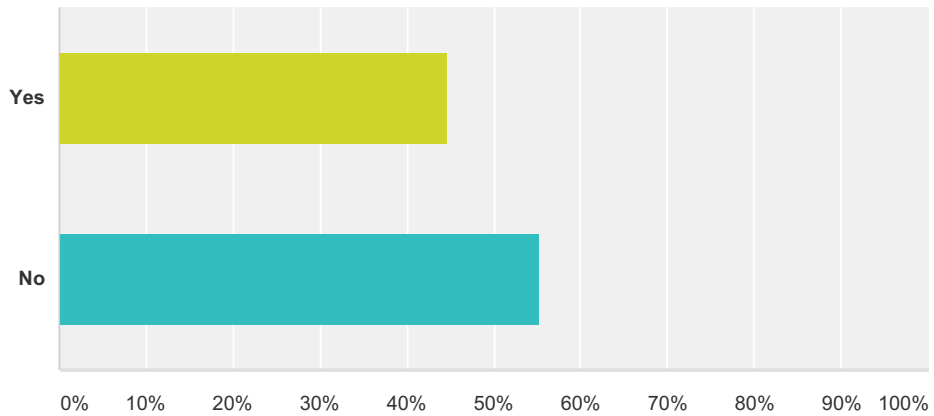
2014 Greater Dayton LGBT Center Rediscovering Our Community Survey



Answer Choices	Responses
Yes	26.83% 44
No	73.17% 120
Total	164

Q94 Do you visit local gay websites?

Answered: 168 Skipped: 14

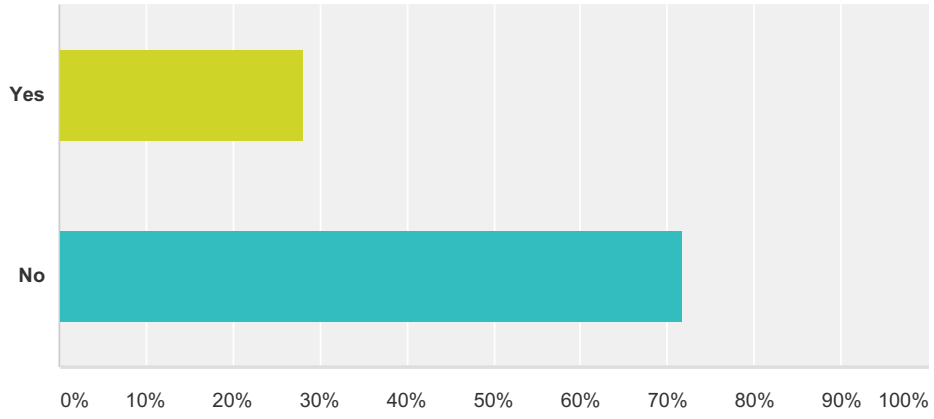


Answer Choices	Responses
Yes	44.64% 75
No	55.36% 93
Total	168

Q95 Do you watch gay programming on Public Access Television?

Answered: 167 Skipped: 15

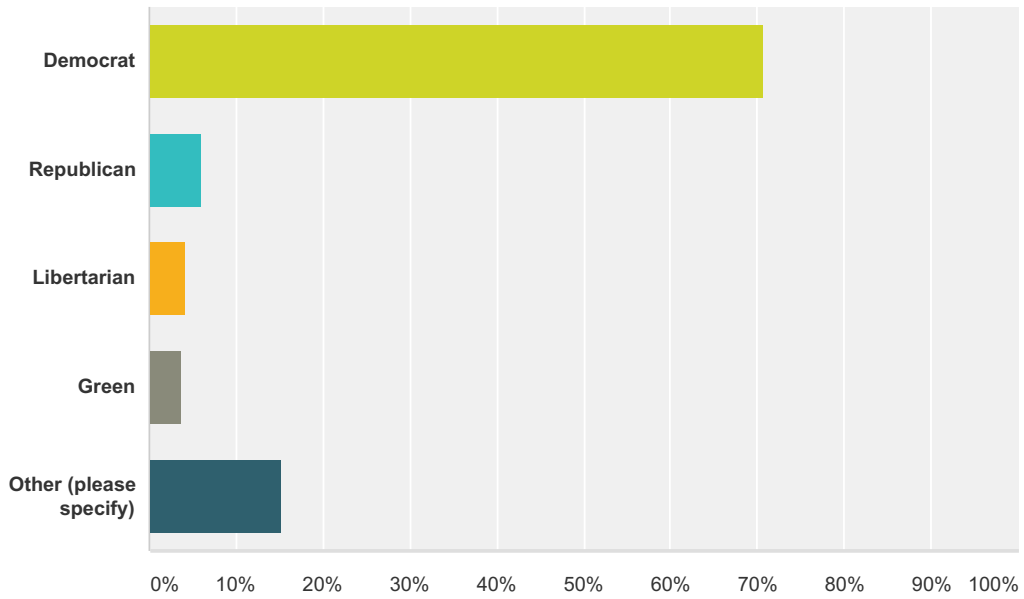
2014 Greater Dayton LGBT Center Rediscovering Our Community Survey



Answer Choices	Responses	
Yes	28.14%	47
No	71.86%	120
Total		167

Q96 Which political do you consider yourself a member of?

Answered: 164 Skipped: 18



Answer Choices	Responses	
Democrat	70.73%	116
Republican	6.10%	10
Libertarian	4.27%	7
Green	3.66%	6

2014 Greater Dayton LGBT Center Rediscovering Our Community Survey

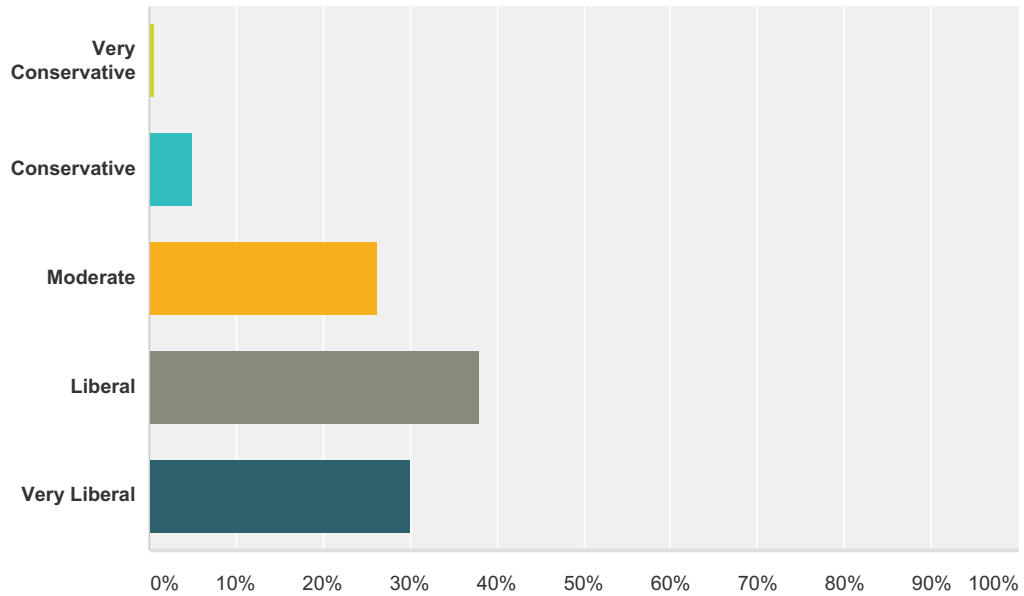
Other (please specify)	15.24%	25
Total		164

#	Other (please specify)	Date
1	Independent	10/29/2014 9:38 AM
2	Independent	10/28/2014 10:37 PM
3	Non Partison	10/28/2014 8:18 PM
4	Independent	10/28/2014 5:04 PM
5	nonpartisan	10/23/2014 10:27 AM
6	Independent	10/12/2014 5:35 PM
7	I vote for the best person regardless of their political affiliation	9/13/2014 7:42 AM
8	none	9/3/2014 8:20 PM
9	Independent	8/11/2014 11:38 PM
10	Independent	8/1/2014 10:46 PM
11	I don't align to parties, i choose whom best represents me	8/1/2014 8:10 PM
12	Independent	7/11/2014 2:44 PM
13	Independent	7/8/2014 3:36 PM
14	Constitutionalist	6/27/2014 5:02 PM
15	Democrat-leaning Independent	6/25/2014 10:12 PM
16	No Affiliation, I prefer to vote my conscience, not by party lines	6/25/2014 4:37 PM
17	I vote for the idiots who will best do the job.	6/25/2014 1:15 AM
18	Independent, i make smart decisions based on the facts.	6/24/2014 10:39 PM
19	Independant voter	6/24/2014 3:01 PM
20	Independent	6/12/2014 8:00 AM
21	Independent	6/12/2014 7:38 AM
22	Independent	6/11/2014 8:53 PM
23	Independent	6/11/2014 7:18 PM
24	It shouldn't matter	6/9/2014 12:17 PM
25	independent	6/8/2014 8:43 PM

Q97 How would you describe your political ideology?

Answered: 163 Skipped: 19

2014 Greater Dayton LGBT Center Rediscovering Our Community Survey

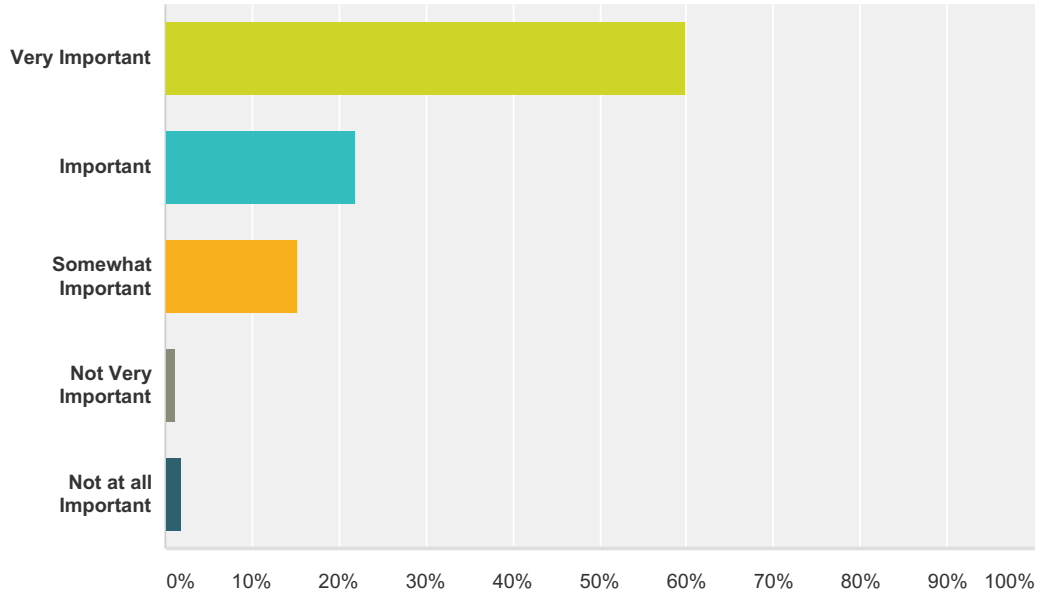


Answer Choices	Responses
Very Conservative	0.61% 1
Conservative	4.91% 8
Moderate	26.38% 43
Liberal	38.04% 62
Very Liberal	30.06% 49
Total	163

Q98 How important are a politician's positions/views on LGBT issues to your decision on whether or not to vote for him/her?

Answered: 165 Skipped: 17

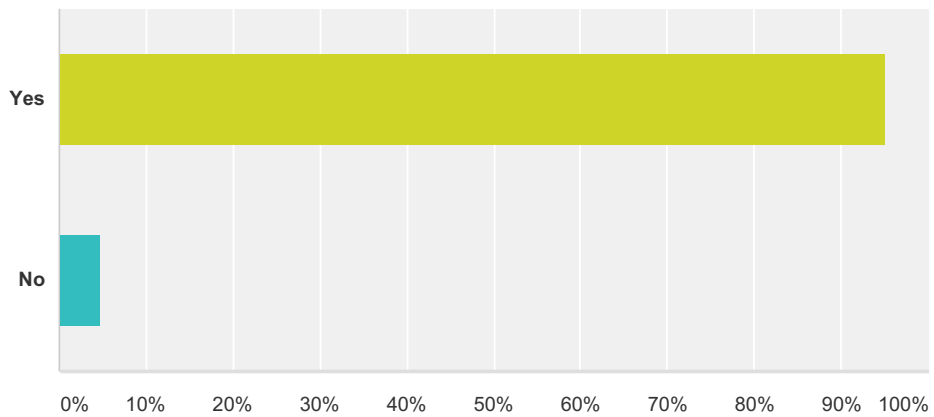
2014 Greater Dayton LGBT Center Rediscovering Our Community Survey



Answer Choices	Responses	Count
Very Important	60.00%	99
Important	21.82%	36
Somewhat Important	15.15%	25
Not Very Important	1.21%	2
Not at all Important	1.82%	3
Total		165

Q99 Are you currently registered to vote?

Answered: 167 Skipped: 15



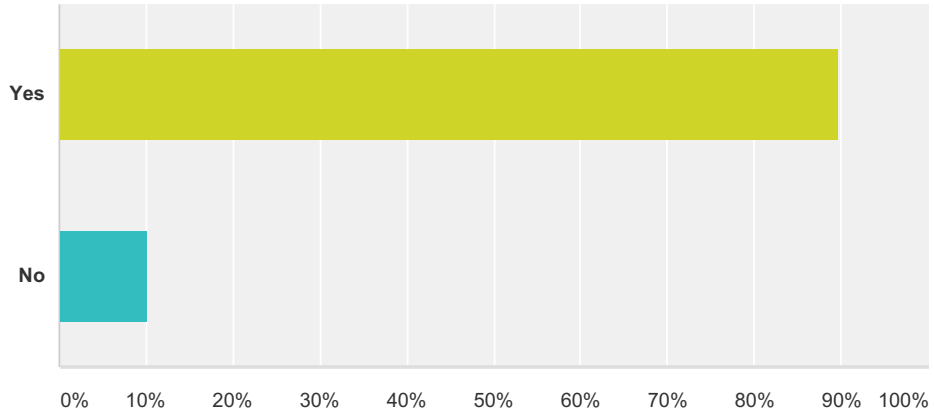
Answer Choices	Responses	Count
Yes	95.21%	159
No	4.79%	8

Total

167

Q100 Did you vote in the last presidential election?

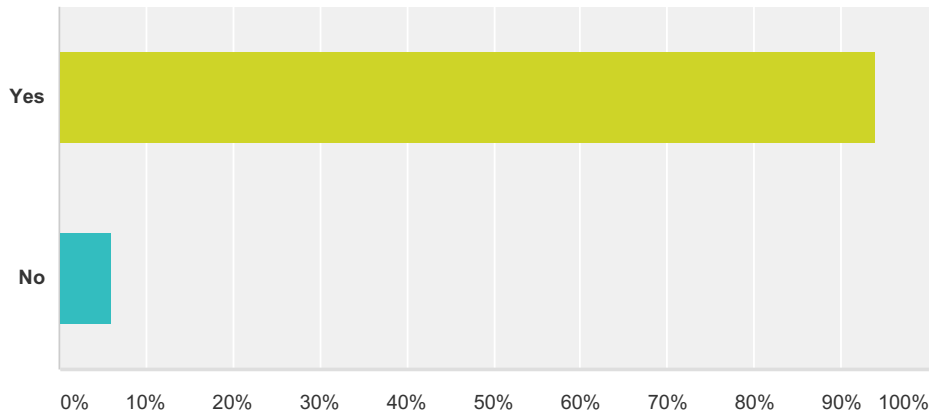
Answered: 166 Skipped: 16



Answer Choices	Responses
Yes	89.76% 149
No	10.24% 17
Total	166

Q101 Have you ever voted in a presidential election?

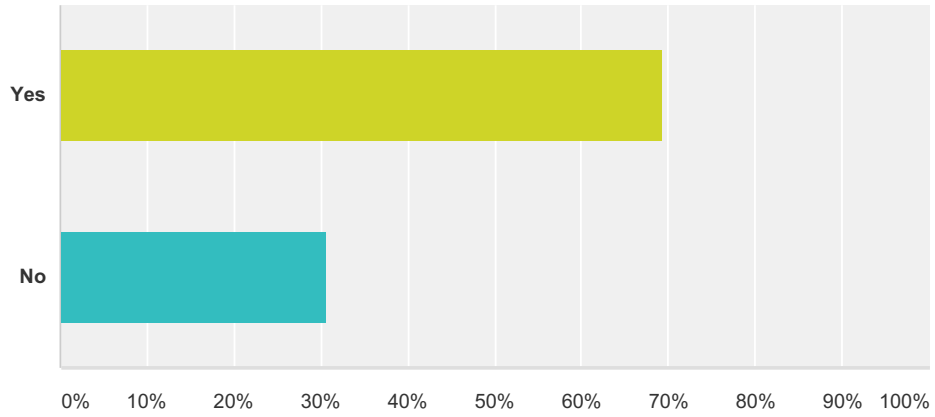
Answered: 166 Skipped: 16



Answer Choices	Responses
Yes	93.98% 156
No	6.02% 10
Total	166

Q102 Did you vote in your last local election?

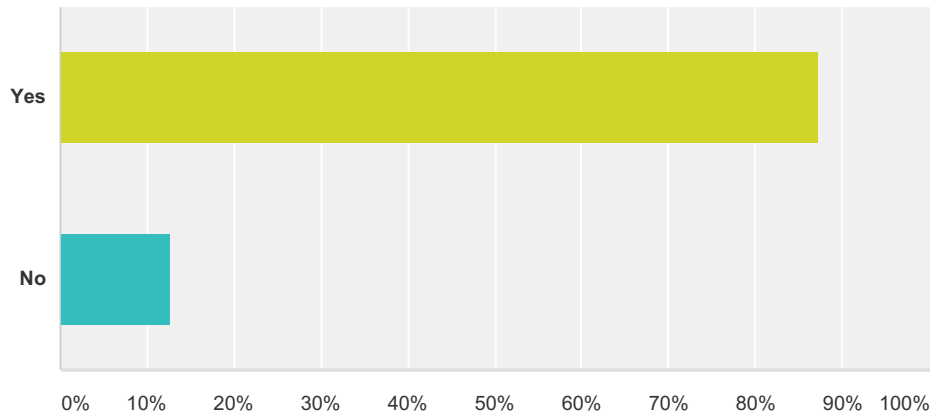
Answered: 166 Skipped: 16



Answer Choices	Responses	Count
Yes	69.28%	115
No	30.72%	51
Total		166

Q103 Have you ever voted in a local election?

Answered: 166 Skipped: 16

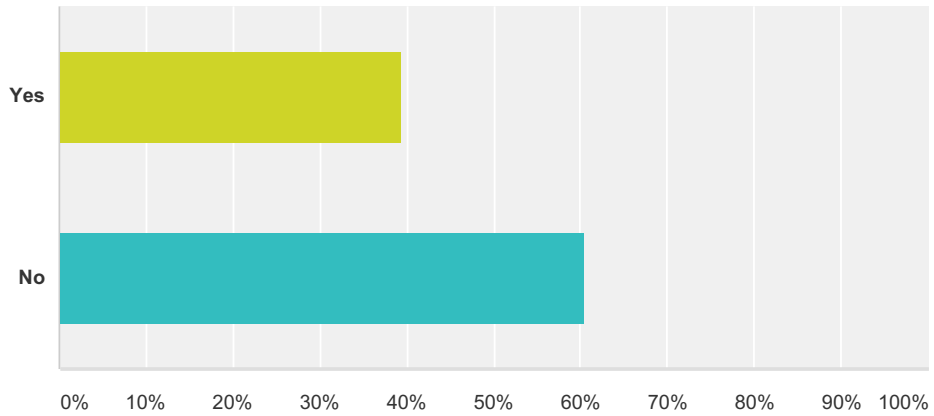


Answer Choices	Responses	Count
Yes	87.35%	145
No	12.65%	21
Total		166

Q104 Have you ever distributed political

literature?

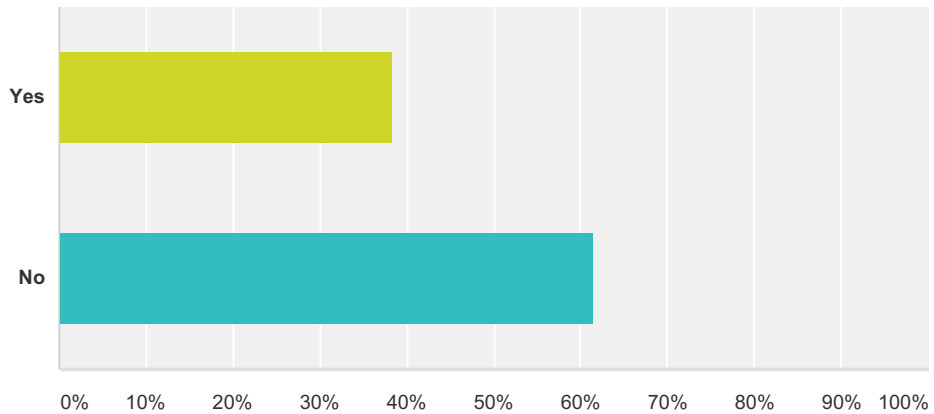
Answered: 165 Skipped: 17



Answer Choices	Responses
Yes	39.39% 65
No	60.61% 100
Total	165

Q105 Have you ever volunteered to work for a political campaign?

Answered: 167 Skipped: 15

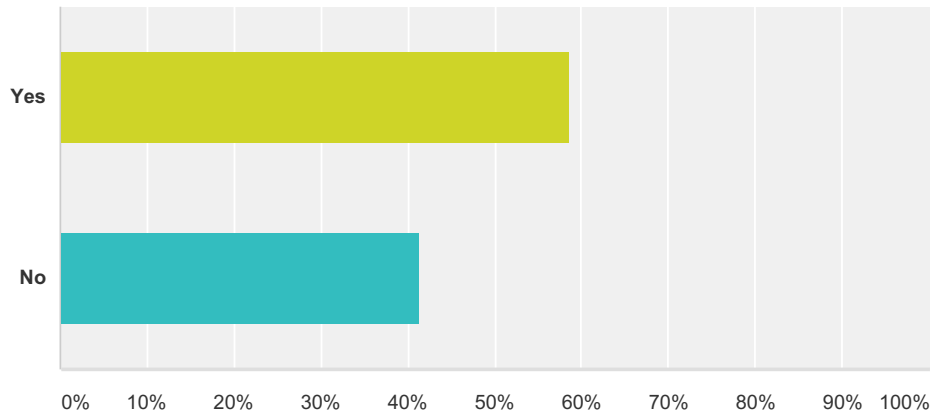


Answer Choices	Responses
Yes	38.32% 64
No	61.68% 103
Total	167

Q106 Have you ever donated money to a political campaign?

2014 Greater Dayton LGBT Center Rediscovering Our Community Survey

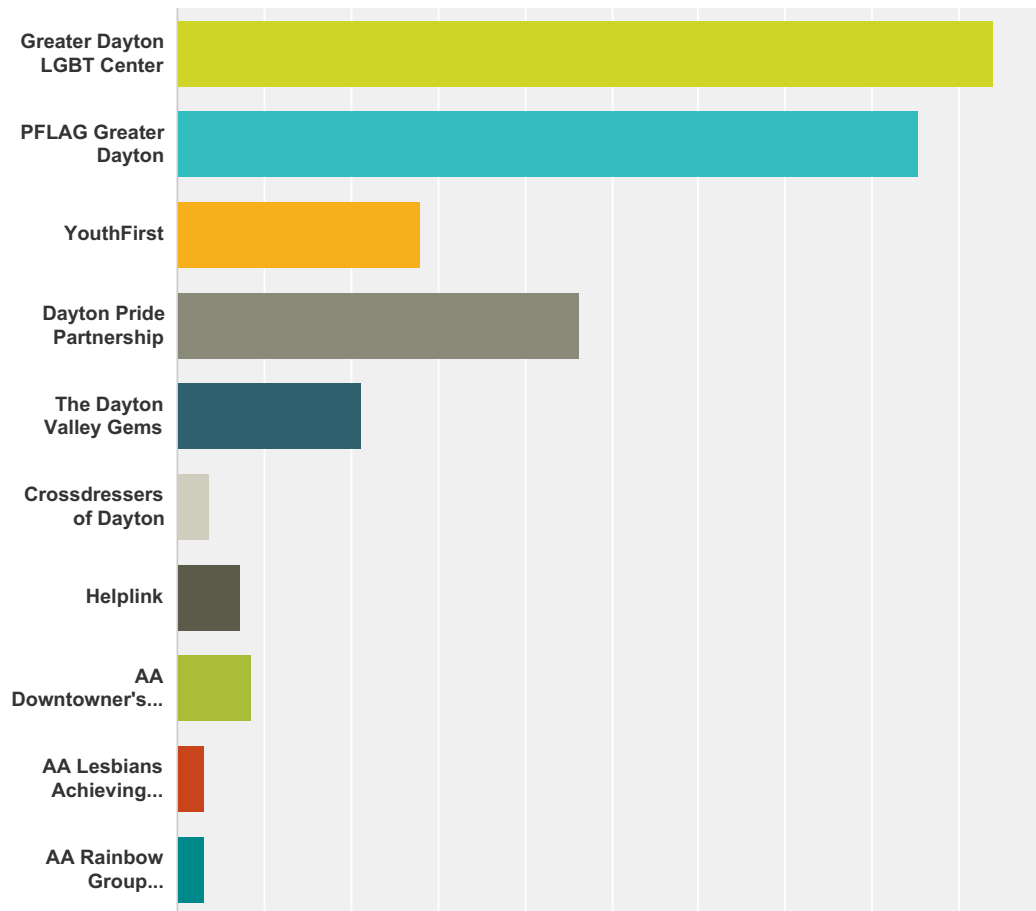
Answered: 167 Skipped: 15



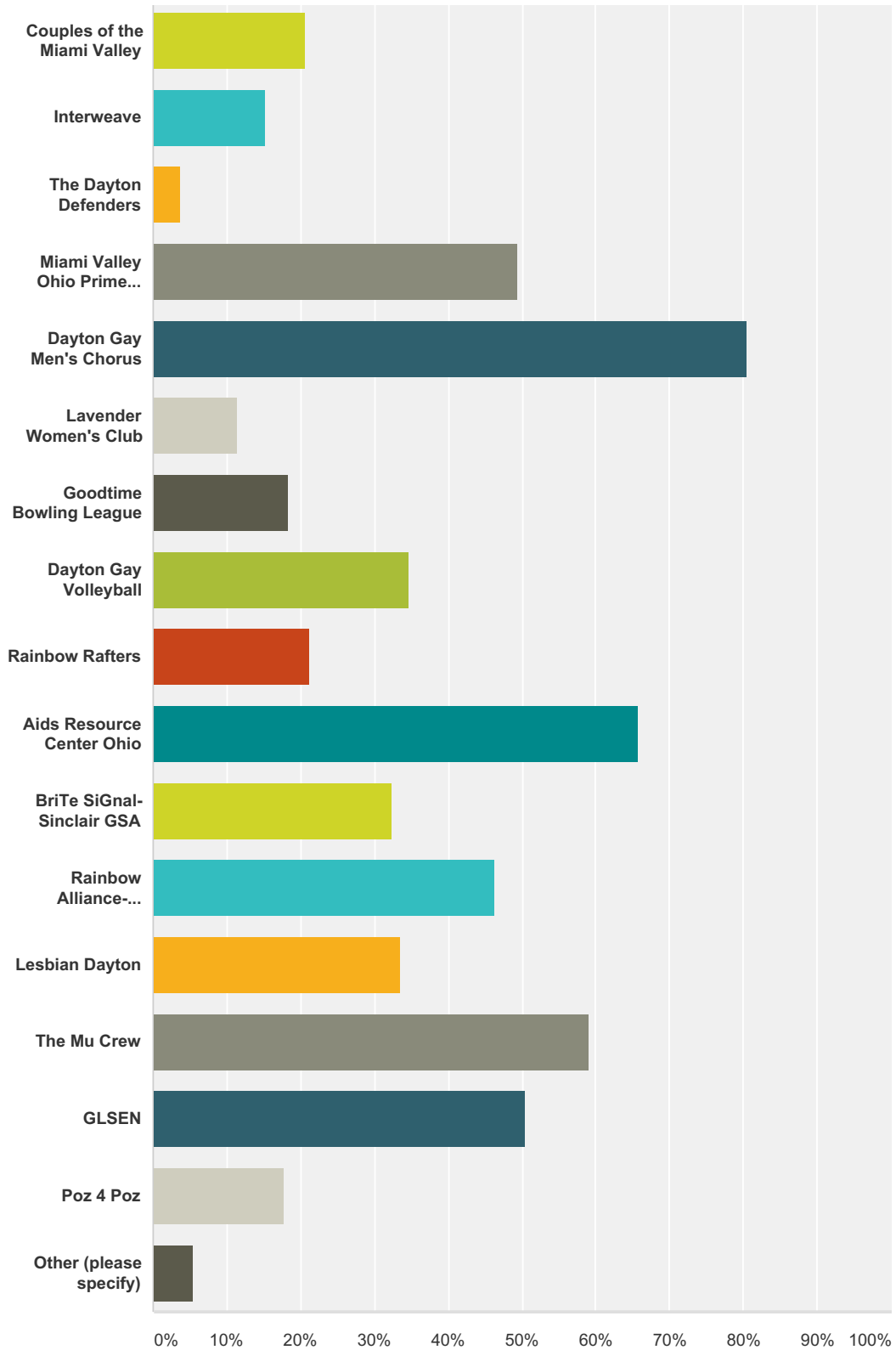
Answer Choices	Responses
Yes	58.68% 98
No	41.32% 69
Total	167

Q107 Which of the local LGBT organizations have you heard of?

Answered: 164 Skipped: 18



2014 Greater Dayton LGBT Center Rediscovering Our Community Survey



Answer Choices	Responses
Greater Dayton LGBT Center	93.90% 154
PFLAG Greater Dayton	85.37% 140

2014 Greater Dayton LGBT Center Rediscovering Our Community Survey

YouthFirst	28.05%	46
Dayton Pride Partnership	46.34%	76
The Dayton Valley Gems	21.34%	35
Crossdressers of Dayton	3.66%	6
Helplink	7.32%	12
AA Downtowner's Gay Group	8.54%	14
AA Lesbians Achieving Sobriety Together Group	3.05%	5
AA Rainbow Group (Springfield)	3.05%	5
Couples of the Miami Valley	20.73%	34
Interweave	15.24%	25
The Dayton Defenders	3.66%	6
Miami Valley Ohio Prime Timers	49.39%	81
Dayton Gay Men's Chorus	80.49%	132
Lavender Women's Club	11.59%	19
Goodtime Bowling League	18.29%	30
Dayton Gay Volleyball	34.76%	57
Rainbow Rafters	21.34%	35
Aids Resource Center Ohio	65.85%	108
BriTe SiGnal- Sinclair GSA	32.32%	53
Rainbow Alliance- Wright State GSA	46.34%	76
Lesbian Dayton	33.54%	55
The Mu Crew	59.15%	97
GLSEN	50.61%	83
Poz 4 Poz	17.68%	29
Other (please specify)	5.49%	9
Total Respondents: 164		

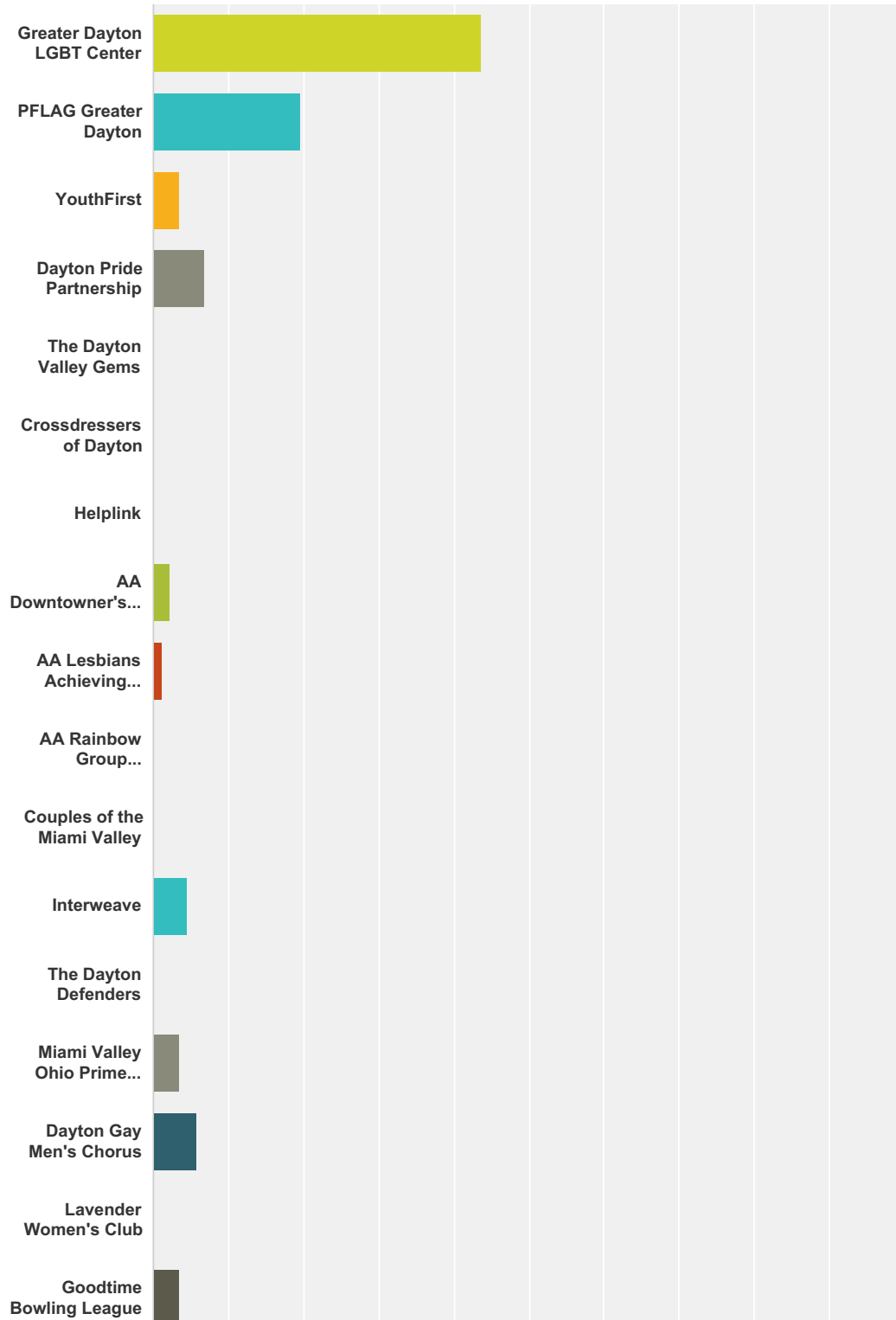
#	Other (please specify)	Date
1	Team Dayton	10/27/2014 6:30 PM
2	Ruby Girls	7/3/2014 9:28 AM
3	GLMA	6/28/2014 4:19 PM
4	ABBA Mpowerment	6/26/2014 12:52 PM
5	Rubi Girls	6/25/2014 10:18 PM
6	Spectrum - University of Dayton	6/25/2014 9:11 AM

2014 Greater Dayton LGBT Center Rediscovering Our Community Survey

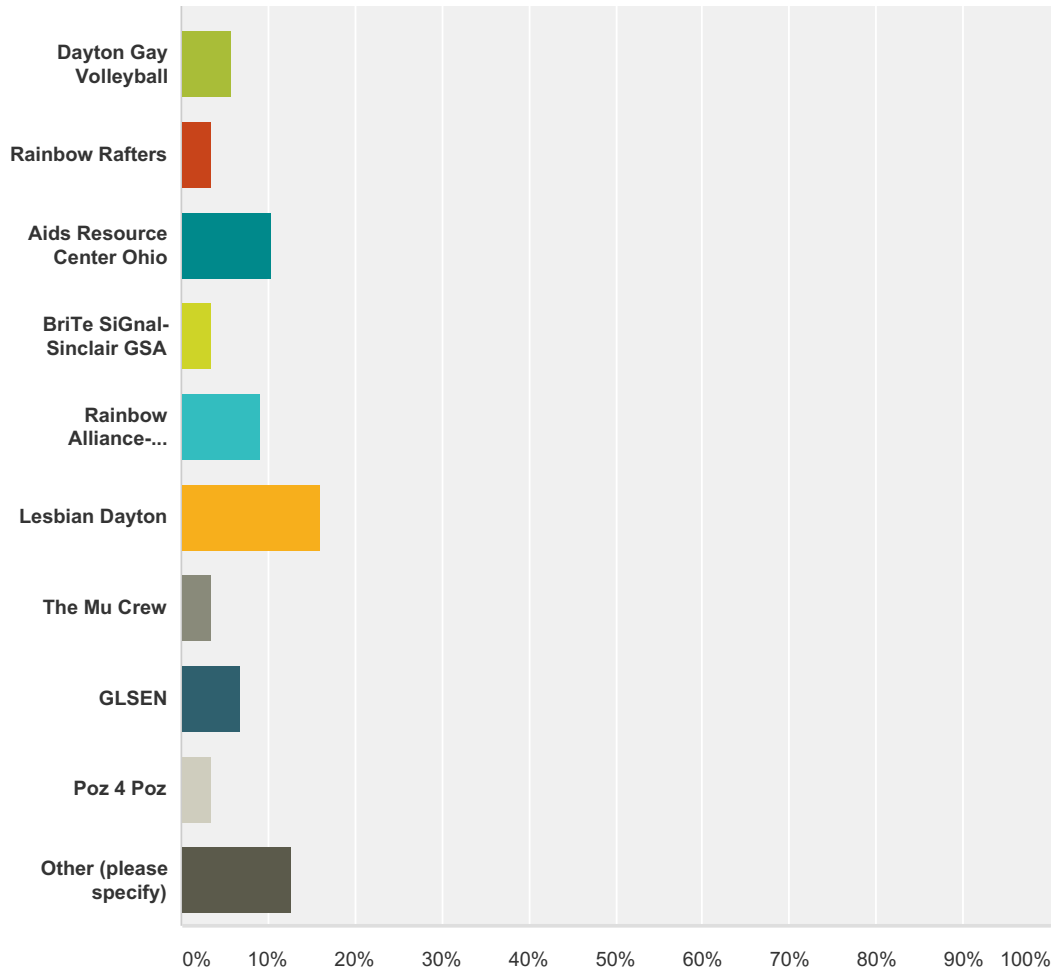
7	HRC, Equality OH	6/25/2014 12:10 AM
8	Healing Circle	6/9/2014 3:17 PM
9	Lesbian Dayton website.	6/9/2014 1:07 AM

Q108 Which organizations do you belong to (active or paid membership)?

Answered: 87 Skipped: 95



2014 Greater Dayton LGBT Center Rediscovering Our Community Survey



Answer Choices	Responses	Count
Greater Dayton LGBT Center	43.68%	38
PFLAG Greater Dayton	19.54%	17
YouthFirst	3.45%	3
Dayton Pride Partnership	6.90%	6
The Dayton Valley Gems	0.00%	0
Crossdressers of Dayton	0.00%	0
Helplink	0.00%	0
AA Downtowner's Gay Group	2.30%	2
AA Lesbians Achieving Sobriety Together Group	1.15%	1
AA Rainbow Group (Springfield)	0.00%	0
Couples of the Miami Valley	0.00%	0
Interweave	4.60%	4
The Dayton Defenders	0.00%	0

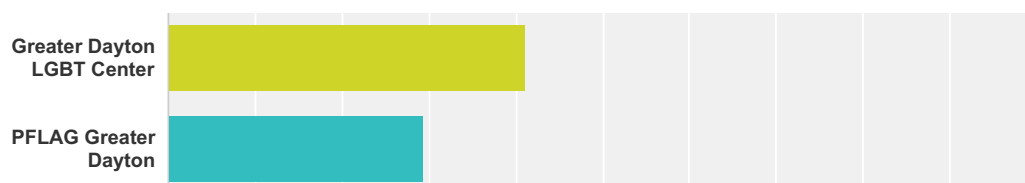
2014 Greater Dayton LGBT Center Rediscovering Our Community Survey

Miami Valley Ohio Prime Timers	3.45%	3
Dayton Gay Men's Chorus	5.75%	5
Lavender Women's Club	0.00%	0
Goodtime Bowling League	3.45%	3
Dayton Gay Volleyball	5.75%	5
Rainbow Rafters	3.45%	3
Aids Resource Center Ohio	10.34%	9
BriTe SiGnal- Sinclair GSA	3.45%	3
Rainbow Alliance- Wright State GSA	9.20%	8
Lesbian Dayton	16.09%	14
The Mu Crew	3.45%	3
GLSEN	6.90%	6
Poz 4 Poz	3.45%	3
Other (please specify)	12.64%	11
Total Respondents: 87		

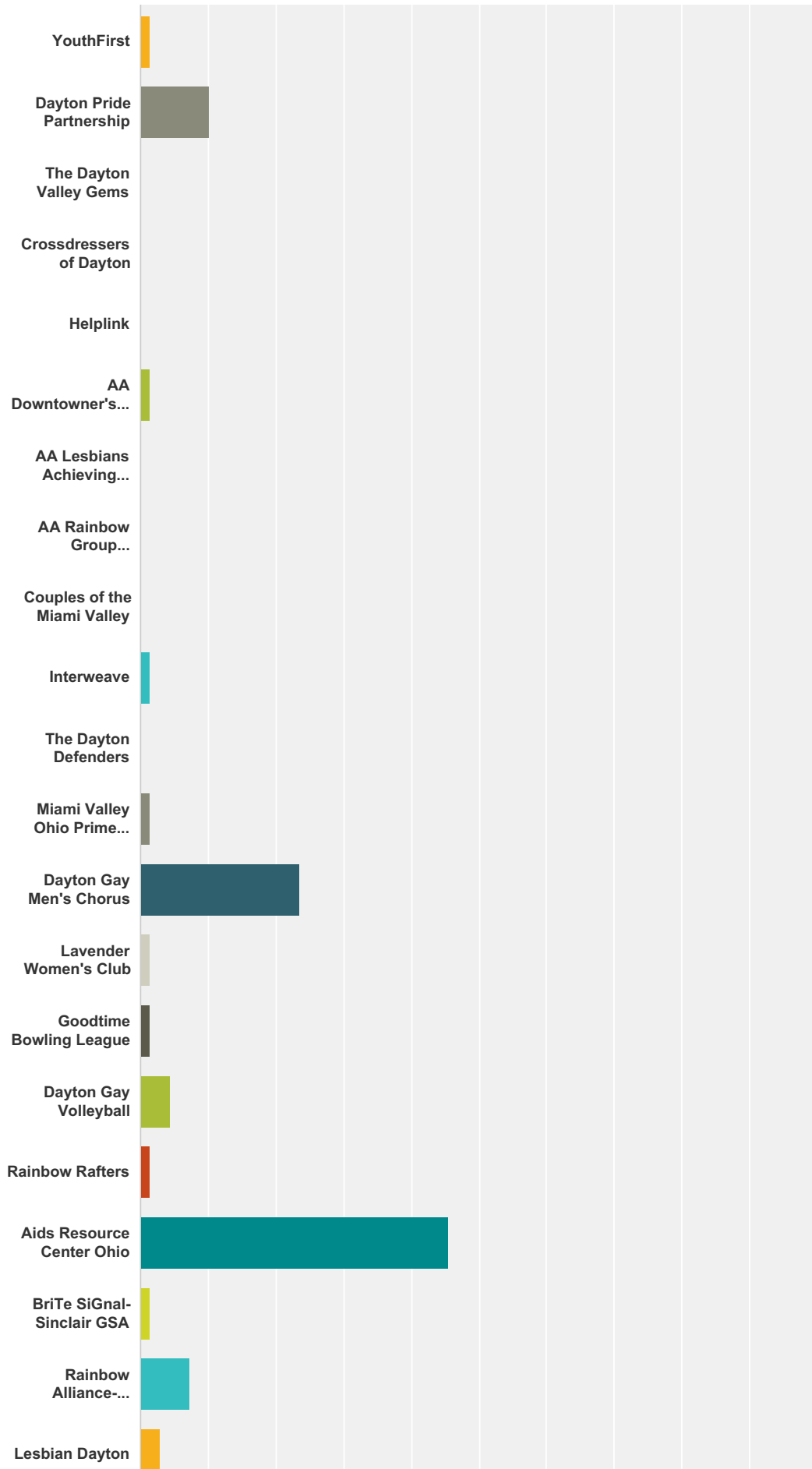
#	Other (please specify)	Date
1	NGLTF, Lambda Legal	10/30/2014 12:45 PM
2	Team Dayton	10/27/2014 6:30 PM
3	n/a	6/28/2014 2:30 PM
4	Dayton Boat Club	6/27/2014 5:17 PM
5	Na	6/25/2014 10:16 PM
6	None	6/25/2014 1:09 PM
7	Living Beatitudes (gay-friendly religious group)	6/25/2014 5:05 AM
8	HRC, Equality OH	6/25/2014 12:10 AM
9	OutServe-SLDN Ohio	6/11/2014 7:24 PM
10	none	6/9/2014 11:17 AM
11	3rd Friday dinner group	6/8/2014 10:54 PM

Q109 Which organizations do you give money to (other than paid memberships)?

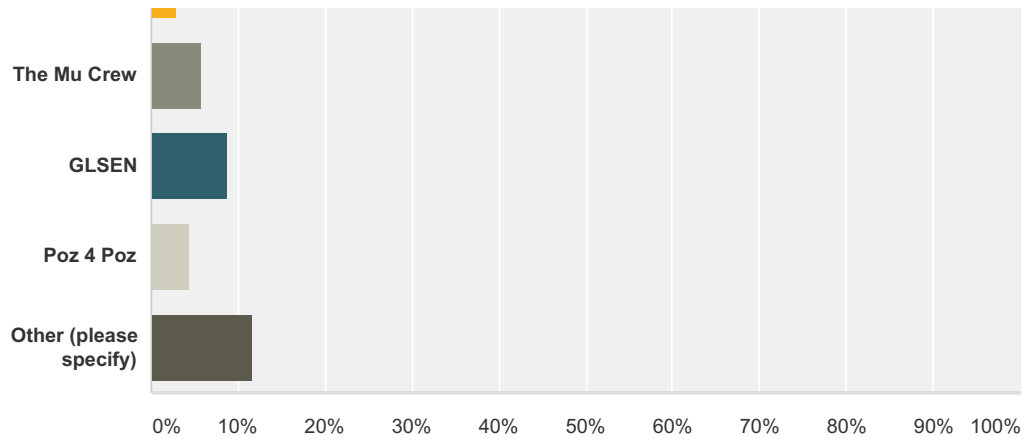
Answered: 68 Skipped: 114



2014 Greater Dayton LGBT Center Rediscovering Our Community Survey



2014 Greater Dayton LGBT Center Rediscovering Our Community Survey



Answer Choices	Responses	Count
Greater Dayton LGBT Center	41.18%	28
PFLAG Greater Dayton	29.41%	20
YouthFirst	1.47%	1
Dayton Pride Partnership	10.29%	7
The Dayton Valley Gems	0.00%	0
Crossdressers of Dayton	0.00%	0
Helplink	0.00%	0
AA Downtowner's Gay Group	1.47%	1
AA Lesbians Achieving Sobriety Together Group	0.00%	0
AA Rainbow Group (Springfield)	0.00%	0
Couples of the Miami Valley	0.00%	0
Interweave	1.47%	1
The Dayton Defenders	0.00%	0
Miami Valley Ohio Prime Timers	1.47%	1
Dayton Gay Men's Chorus	23.53%	16
Lavender Women's Club	1.47%	1
Goodtime Bowling League	1.47%	1
Dayton Gay Volleyball	4.41%	3
Rainbow Rafters	1.47%	1
Aids Resource Center Ohio	45.59%	31
BriTe SiGnal- Sinclair GSA	1.47%	1
Rainbow Alliance- Wright State GSA	7.35%	5

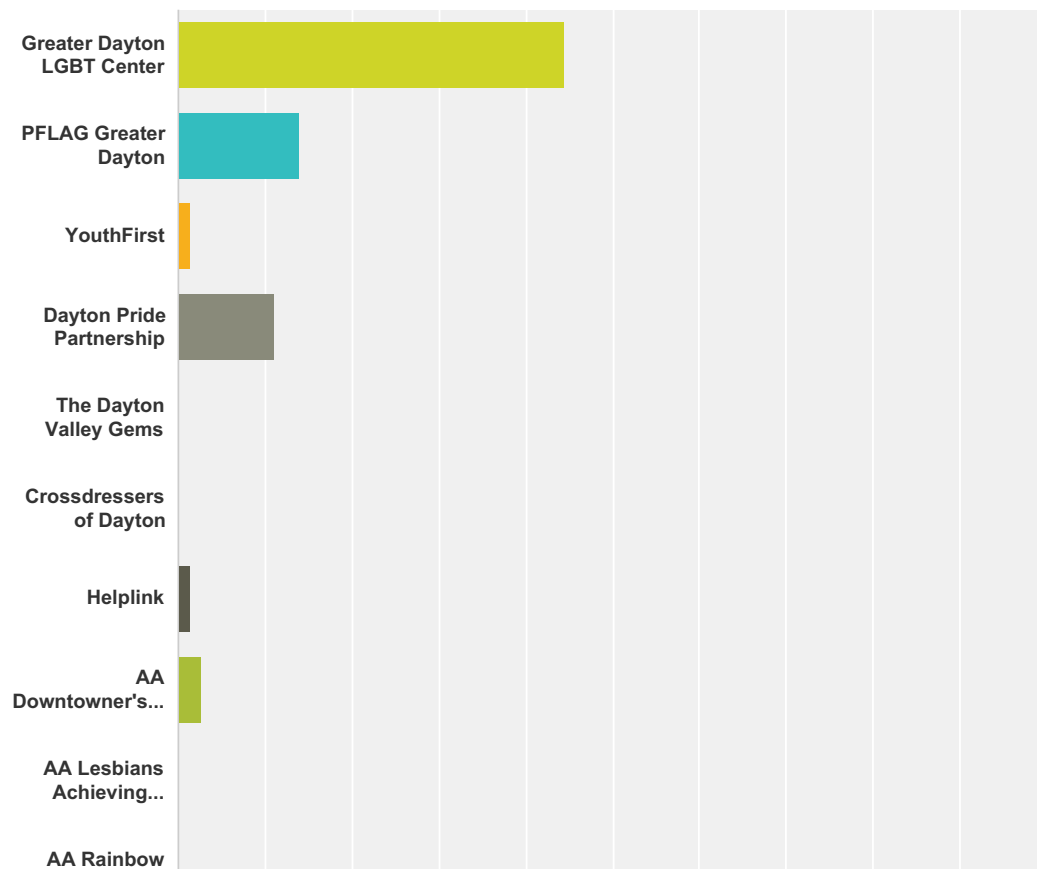
2014 Greater Dayton LGBT Center Rediscovering Our Community Survey

Lesbian Dayton	2.94%	2
The Mu Crew	5.88%	4
GLSEN	8.82%	6
Poz 4 Poz	4.41%	3
Other (please specify)	11.76%	8
Total Respondents: 68		

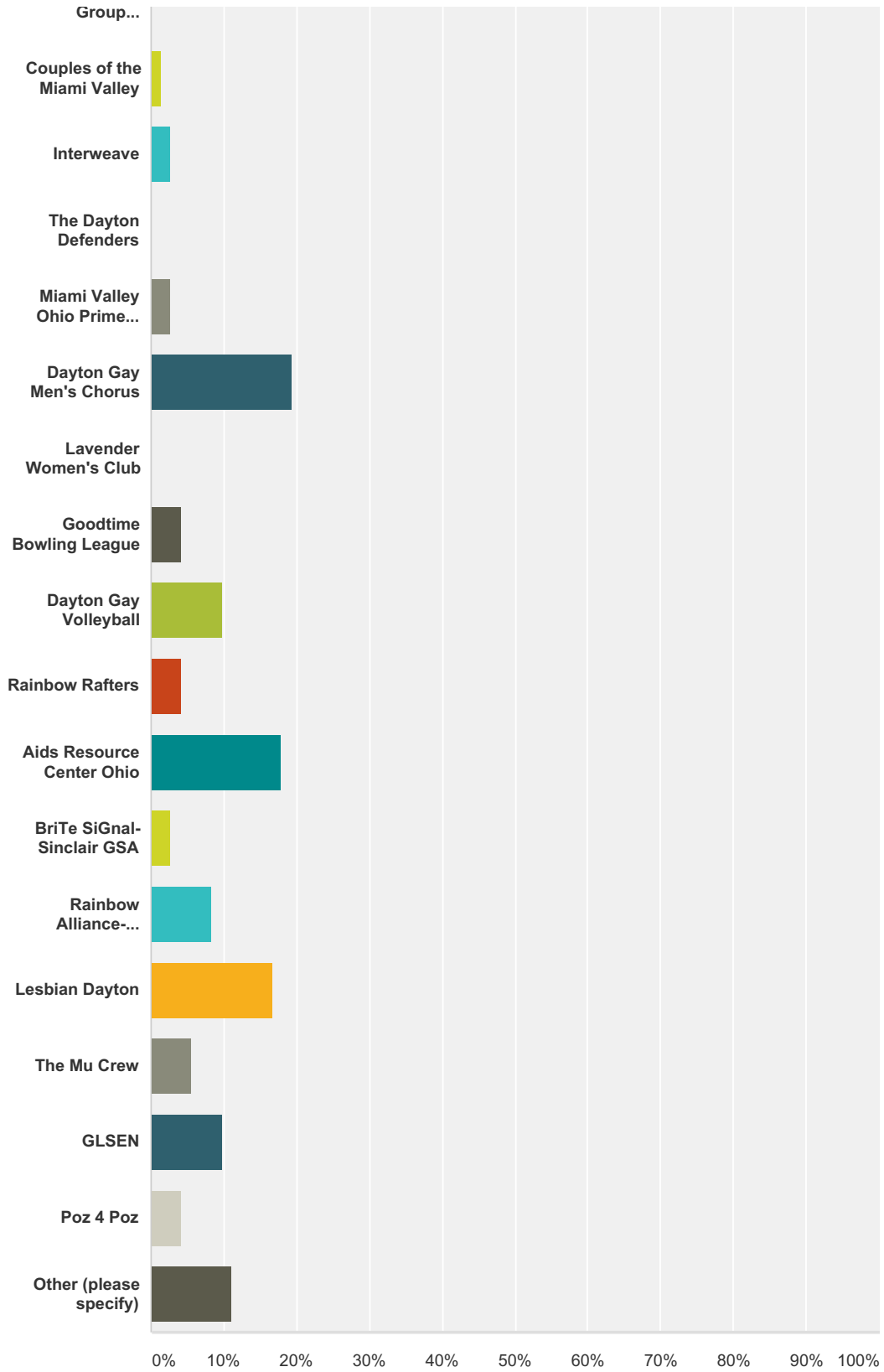
#	Other (please specify)	Date
1	Ruby Girls	7/3/2014 9:28 AM
2	Human Rights Campaign	6/27/2014 5:17 PM
3	Na	6/25/2014 10:16 PM
4	None	6/25/2014 1:09 PM
5	Living Beatitudes (religious group)	6/25/2014 5:05 AM
6	Equality OH, HRC	6/25/2014 12:10 AM
7	HRC	6/10/2014 8:33 AM
8	none	6/9/2014 11:17 AM

Q110 Which organizations do you use for their services?

Answered: 72 Skipped: 110



2014 Greater Dayton LGBT Center Rediscovering Our Community Survey



Answer Choices	Responses	Count
Greater Dayton LGBT Center	44.44%	32
PFLAG Greater Dayton	13.89%	10

2014 Greater Dayton LGBT Center Rediscovering Our Community Survey

YouthFirst	1.39%	1
Dayton Pride Partnership	11.11%	8
The Dayton Valley Gems	0.00%	0
Crossdressers of Dayton	0.00%	0
Helplink	1.39%	1
AA Downtowner's Gay Group	2.78%	2
AA Lesbians Achieving Sobriety Together Group	0.00%	0
AA Rainbow Group (Springfield)	0.00%	0
Couples of the Miami Valley	1.39%	1
Interweave	2.78%	2
The Dayton Defenders	0.00%	0
Miami Valley Ohio Prime Timers	2.78%	2
Dayton Gay Men's Chorus	19.44%	14
Lavender Women's Club	0.00%	0
Goodtime Bowling League	4.17%	3
Dayton Gay Volleyball	9.72%	7
Rainbow Rafters	4.17%	3
Aids Resource Center Ohio	18.06%	13
BriTe SiGnal- Sinclair GSA	2.78%	2
Rainbow Alliance- Wright State GSA	8.33%	6
Lesbian Dayton	16.67%	12
The Mu Crew	5.56%	4
GLSEN	9.72%	7
Poz 4 Poz	4.17%	3
Other (please specify)	11.11%	8
Total Respondents: 72		

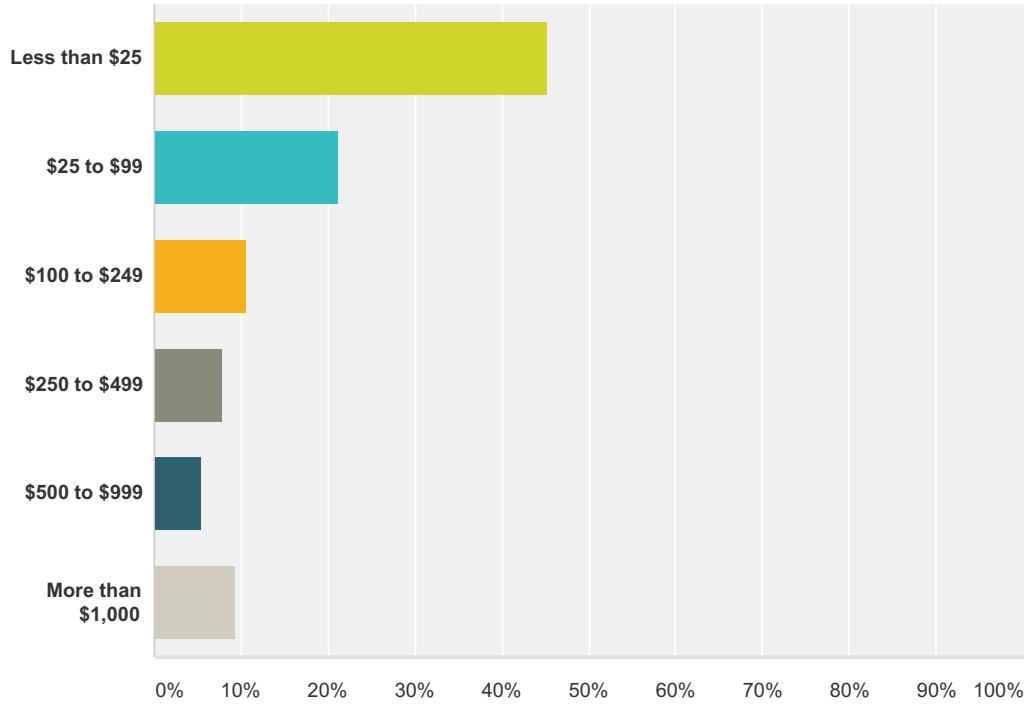
#	Other (please specify)	Date
1	n/a	10/29/2014 10:30 AM
2	None	6/25/2014 1:09 PM
3	Living Beatitudes (religious group)	6/25/2014 5:05 AM
4	None, don't need them, and other gay people I avoid. I don't want to catch anything worse than what I have.	6/25/2014 1:22 AM
5	HRC, Equality OH	6/25/2014 12:10 AM

2014 Greater Dayton LGBT Center Rediscovering Our Community Survey

6	HRC	6/10/2014 8:33 AM
7	none	6/9/2014 11:17 AM
8	If PRIDE is considered a service.	6/8/2014 8:49 PM

Q111 Approximately how much money do you donate to local LGBT organizations per year?

Answered: 150 Skipped: 32



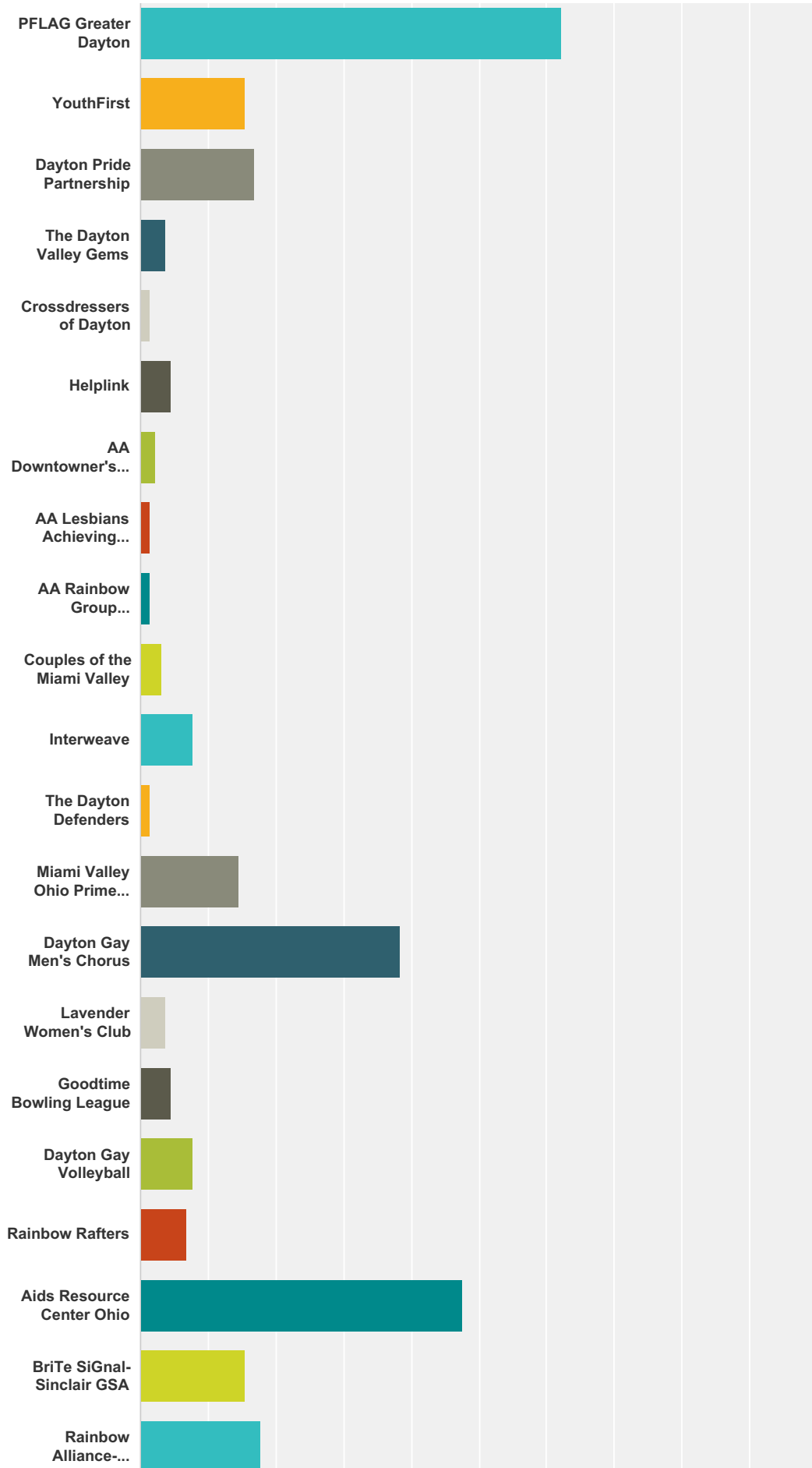
Answer Choices	Responses	Count
Less than \$25	45.33%	68
\$25 to \$99	21.33%	32
\$100 to \$249	10.67%	16
\$250 to \$499	8.00%	12
\$500 to \$999	5.33%	8
More than \$1,000	9.33%	14
Total		150

Q112 Which organizations do you trust?

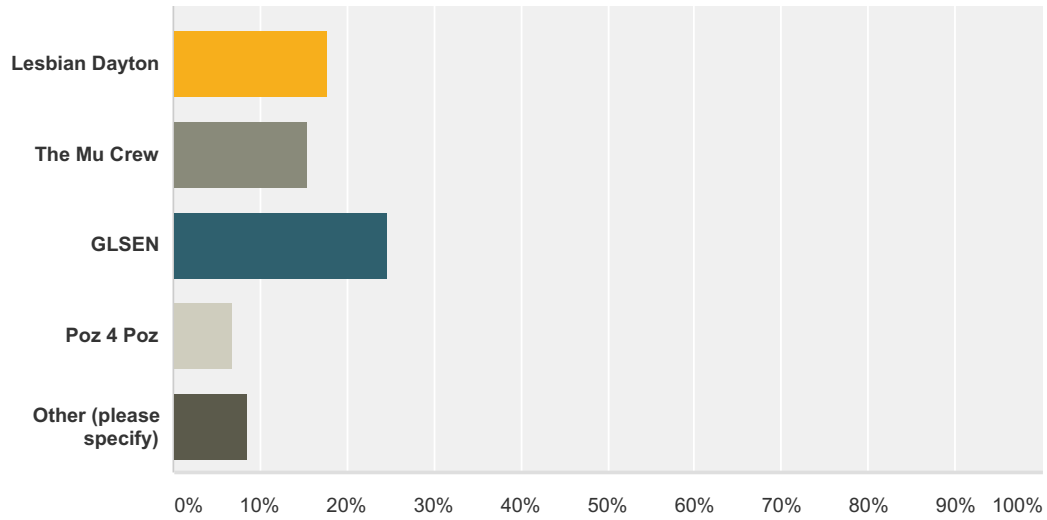
Answered: 130 Skipped: 52



2014 Greater Dayton LGBT Center Rediscovering Our Community Survey



2014 Greater Dayton LGBT Center Rediscovering Our Community Survey



Answer Choices	Responses	
Greater Dayton LGBT Center	60.00%	78
PFLAG Greater Dayton	62.31%	81
YouthFirst	15.38%	20
Dayton Pride Partnership	16.92%	22
The Dayton Valley Gems	3.85%	5
Crossdressers of Dayton	1.54%	2
Helplink	4.62%	6
AA Downtowner's Gay Group	2.31%	3
AA Lesbians Achieving Sobriety Together Group	1.54%	2
AA Rainbow Group (Springfield)	1.54%	2
Couples of the Miami Valley	3.08%	4
Interweave	7.69%	10
The Dayton Defenders	1.54%	2
Miami Valley Ohio Prime Timers	14.62%	19
Dayton Gay Men's Chorus	38.46%	50
Lavender Women's Club	3.85%	5
Goodtime Bowling League	4.62%	6
Dayton Gay Volleyball	7.69%	10
Rainbow Rafters	6.92%	9
Aids Resource Center Ohio	47.69%	62
BriTe SiGnal- Sinclair GSA	15.38%	20

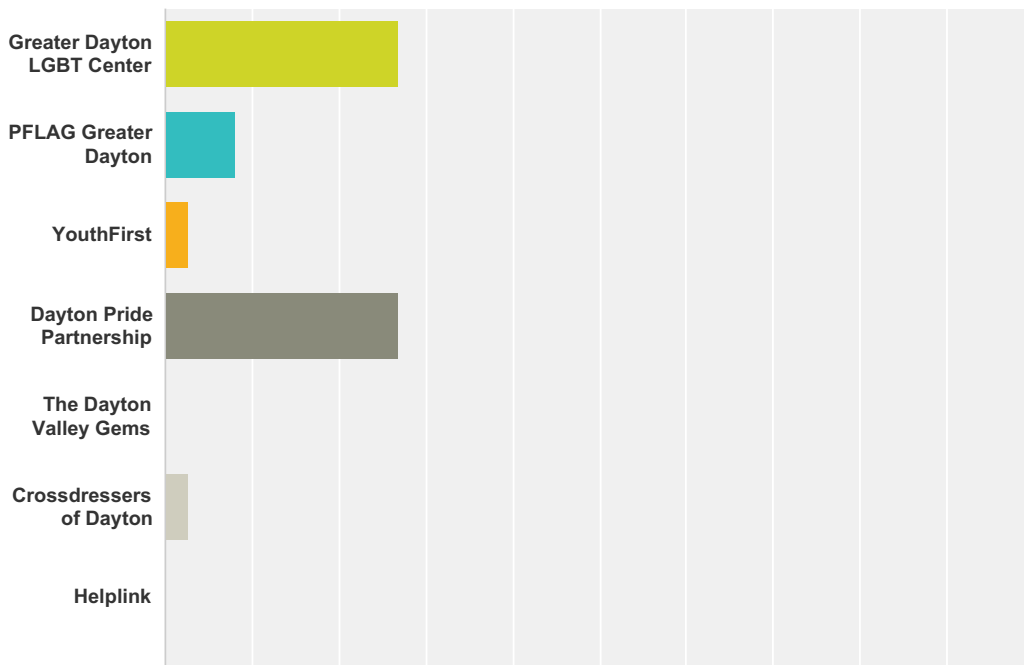
2014 Greater Dayton LGBT Center Rediscovering Our Community Survey

Rainbow Alliance- Wright State GSA	17.69%	23
Lesbian Dayton	17.69%	23
The Mu Crew	15.38%	20
GLSEN	24.62%	32
Poz 4 Poz	6.92%	9
Other (please specify)	8.46%	11
Total Respondents: 130		

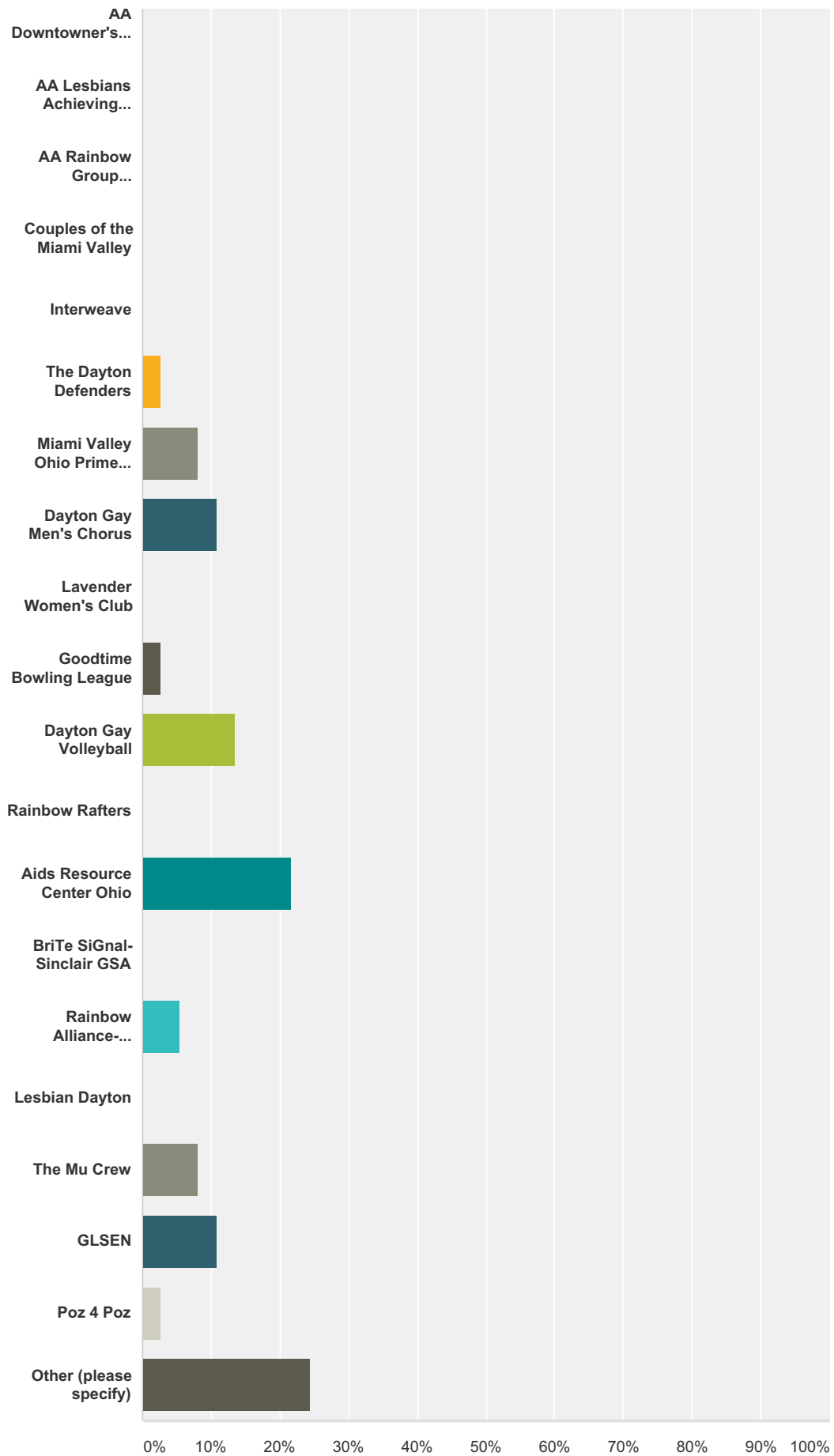
#	Other (please specify)	Date
1	All	10/31/2014 12:59 PM
2	I dont know enough to trust or not trust	10/28/2014 10:45 PM
3	All of them (weird question)	7/9/2014 9:57 AM
4	Ruby Girls	7/3/2014 9:28 AM
5	I haven't used any services from most of these organizations so can't respond to this question.	6/27/2014 5:17 PM
6	None	6/25/2014 1:09 PM
7	Living Beatitudes (gay-friendly religious group)	6/25/2014 5:05 AM
8	I don't trust or even like other gay persons at all. SCARY!	6/25/2014 1:22 AM
9	HRC, Equality OH	6/25/2014 12:10 AM
10	hrc	6/8/2014 9:44 PM
11	This is an odd question. Comes with a lot of qualifiers.	6/8/2014 8:49 PM

Q113 Which organizations do you NOT trust?

Answered: 37 Skipped: 145



2014 Greater Dayton LGBT Center Rediscovering Our Community Survey



2014 Greater Dayton LGBT Center Rediscovering Our Community Survey

Answer Choices	Responses
Greater Dayton LGBT Center	27.03% 10
PFLAG Greater Dayton	8.11% 3
YouthFirst	2.70% 1
Dayton Pride Partnership	27.03% 10
The Dayton Valley Gems	0.00% 0
Crossdressers of Dayton	2.70% 1
Helplink	0.00% 0
AA Downtowner's Gay Group	0.00% 0
AA Lesbians Achieving Sobriety Together Group	0.00% 0
AA Rainbow Group (Springfield)	0.00% 0
Couples of the Miami Valley	0.00% 0
Interweave	0.00% 0
The Dayton Defenders	2.70% 1
Miami Valley Ohio Prime Timers	8.11% 3
Dayton Gay Men's Chorus	10.81% 4
Lavender Women's Club	0.00% 0
Goodtime Bowling League	2.70% 1
Dayton Gay Volleyball	13.51% 5
Rainbow Rafters	0.00% 0
Aids Resource Center Ohio	21.62% 8
BriTe SiGnal- Sinclair GSA	0.00% 0
Rainbow Alliance- Wright State GSA	5.41% 2
Lesbian Dayton	0.00% 0
The Mu Crew	8.11% 3
GLSEN	10.81% 4
Poz 4 Poz	2.70% 1
Other (please specify)	24.32% 9
Total Respondents: 37	

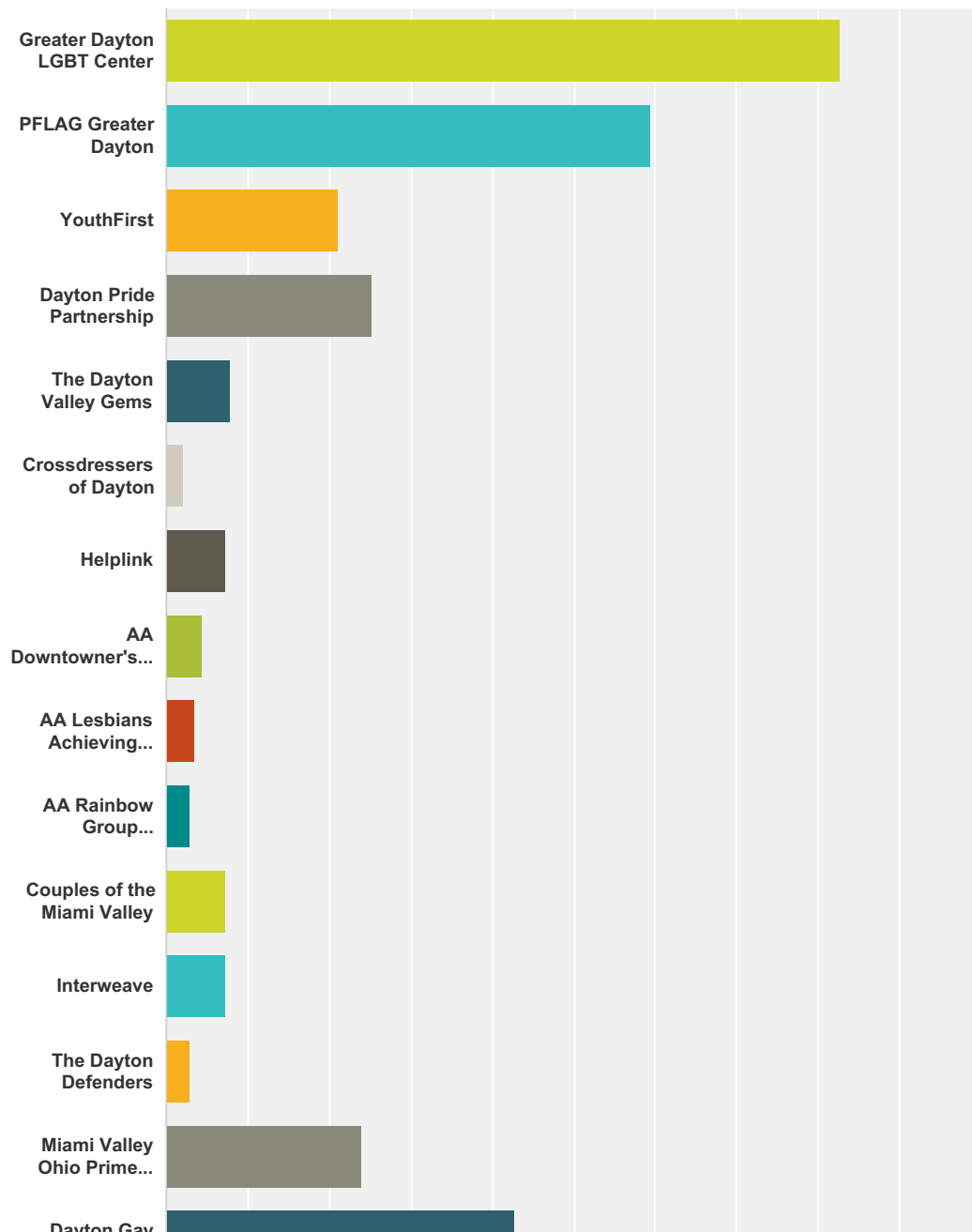
#	Other (please specify)	Date
1	None	10/31/2014 12:59 PM
2	HRC	10/30/2014 12:45 PM

2014 Greater Dayton LGBT Center Rediscovering Our Community Survey

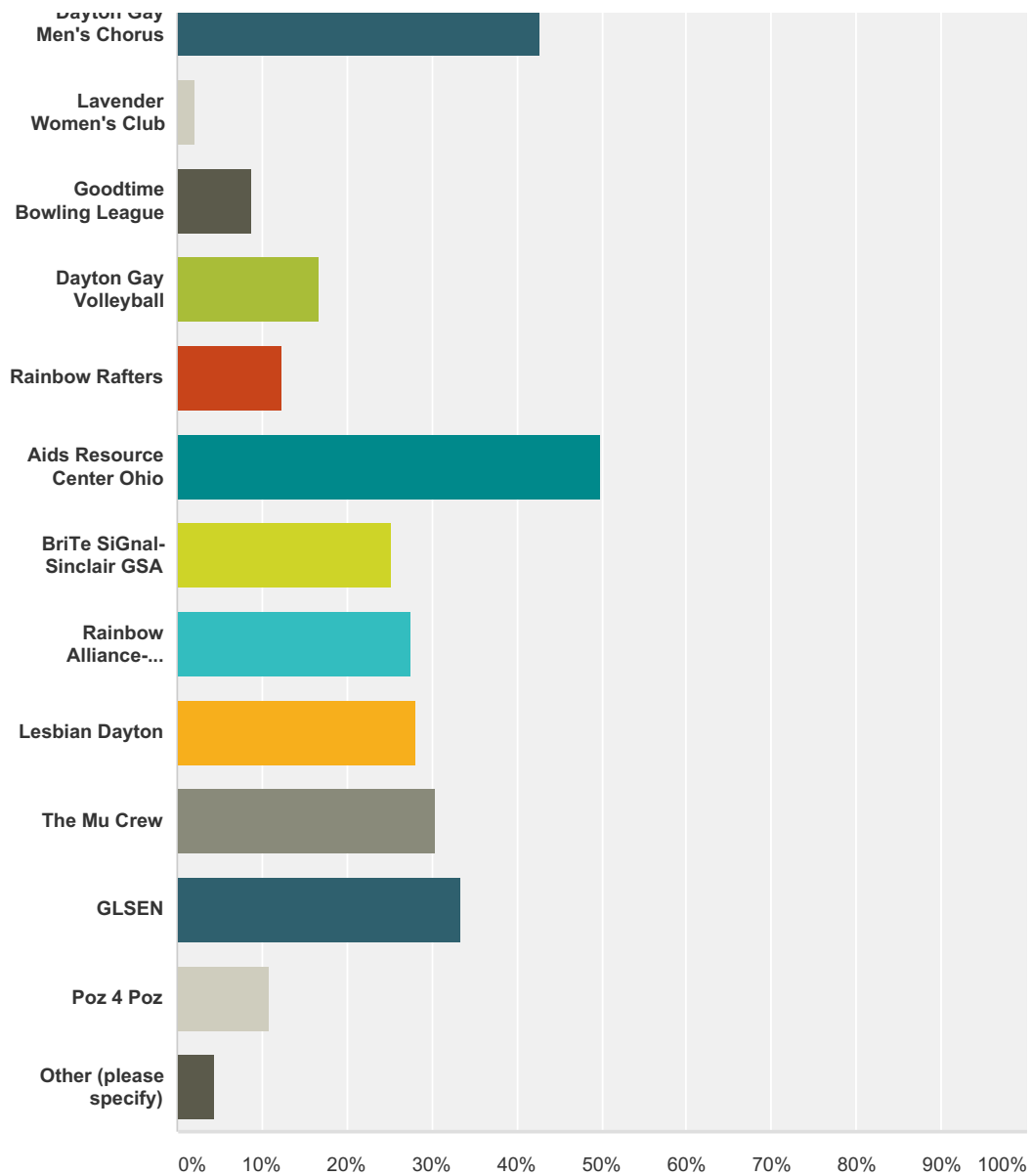
3	none	10/23/2014 10:31 AM
4	n/a	6/28/2014 2:30 PM
5	Here again, I haven't used any of these organizations to respond to this question.	6/27/2014 5:17 PM
6	Na	6/25/2014 10:16 PM
7	None - no reason for me to distrust any organization	6/25/2014 5:05 AM
8	ALL OF THEM! I'm 57, and all the gays I've known are really fucked up in their heads. OMG! Who needs that crazy shit?	6/25/2014 1:22 AM
9	Club Masque	6/8/2014 10:49 PM

Q114 Which organizations do you know how to contact?

Answered: 138 Skipped: 44



2014 Greater Dayton LGBT Center Rediscovering Our Community Survey



Answer Choices	Responses	Count
Greater Dayton LGBT Center	82.61%	114
PFLAG Greater Dayton	59.42%	82
YouthFirst	21.01%	29
Dayton Pride Partnership	25.36%	35
The Dayton Valley Gems	7.97%	11
Crossdressers of Dayton	2.17%	3
Helplink	7.25%	10
AA Downtowner's Gay Group	4.35%	6
AA Lesbians Achieving Sobriety Together Group	3.62%	5

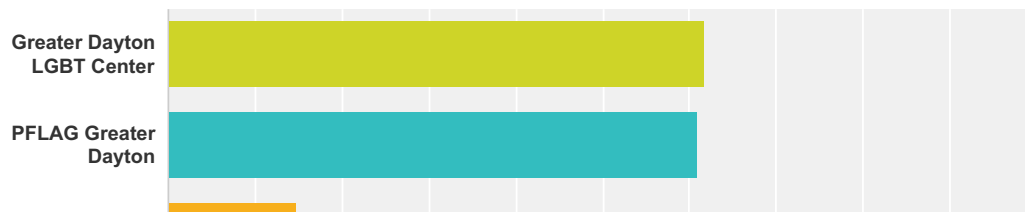
2014 Greater Dayton LGBT Center Rediscovering Our Community Survey

AA Rainbow Group (Springfield)	2.90%	4
Couples of the Miami Valley	7.25%	10
Interweave	7.25%	10
The Dayton Defenders	2.90%	4
Miami Valley Ohio Prime Timers	23.91%	33
Dayton Gay Men's Chorus	42.75%	59
Lavender Women's Club	2.17%	3
Goodtime Bowling League	8.70%	12
Dayton Gay Volleyball	16.67%	23
Rainbow Rafters	12.32%	17
Aids Resource Center Ohio	50.00%	69
BriTe SiGnal- Sinclair GSA	25.36%	35
Rainbow Alliance- Wright State GSA	27.54%	38
Lesbian Dayton	28.26%	39
The Mu Crew	30.43%	42
GLSEN	33.33%	46
Poz 4 Poz	10.87%	15
Other (please specify)	4.35%	6
Total Respondents: 138		

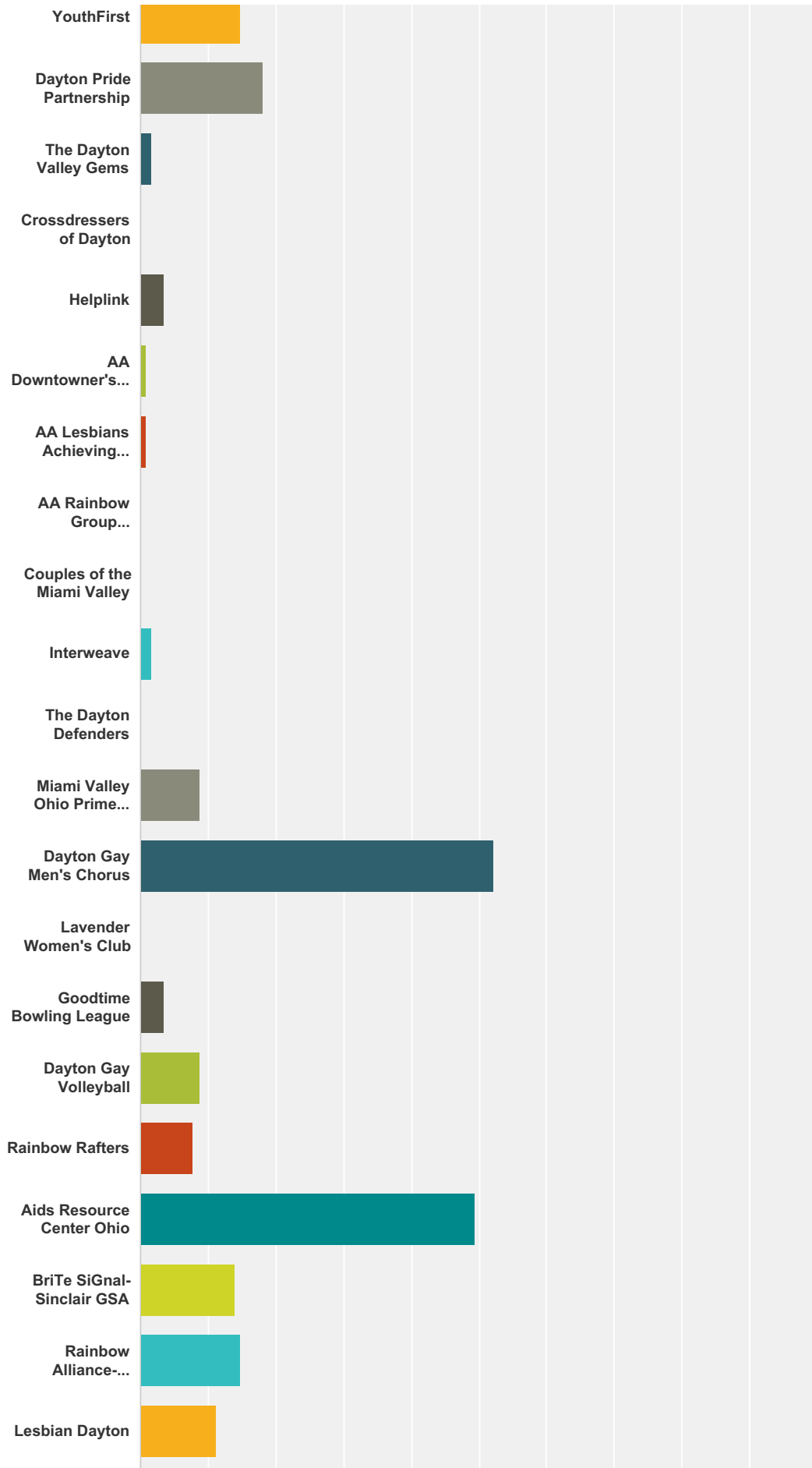
#	Other (please specify)	Date
1	N/A	10/28/2014 8:27 PM
2	I am sure I could look them all up on line	9/13/2014 7:48 AM
3	Assuming I can find information on the 'net	6/27/2014 5:17 PM
4	I could figure out how to contact any of them via the web	6/25/2014 8:40 AM
5	Don't want to at all. Nothing but bad things from gays.	6/25/2014 1:22 AM
6	Equality OH, HRC	6/25/2014 12:10 AM

Q115 Which organizations have a good presence in the community?

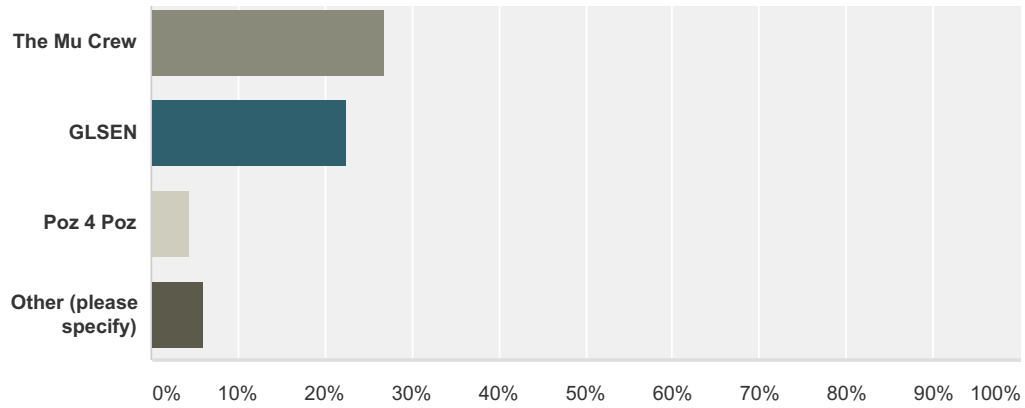
Answered: 115 Skipped: 67



2014 Greater Dayton LGBT Center Rediscovering Our Community Survey



2014 Greater Dayton LGBT Center Rediscovering Our Community Survey



Answer Choices	Responses	
Greater Dayton LGBT Center	61.74%	71
PFLAG Greater Dayton	60.87%	70
YouthFirst	14.78%	17
Dayton Pride Partnership	18.26%	21
The Dayton Valley Gems	1.74%	2
Crossdressers of Dayton	0.00%	0
Helplink	3.48%	4
AA Downtowner's Gay Group	0.87%	1
AA Lesbians Achieving Sobriety Together Group	0.87%	1
AA Rainbow Group (Springfield)	0.00%	0
Couples of the Miami Valley	0.00%	0
Interweave	1.74%	2
The Dayton Defenders	0.00%	0
Miami Valley Ohio Prime Timers	8.70%	10
Dayton Gay Men's Chorus	52.17%	60
Lavender Women's Club	0.00%	0
Goodtime Bowling League	3.48%	4
Dayton Gay Volleyball	8.70%	10
Rainbow Rafters	7.83%	9
Aids Resource Center Ohio	49.57%	57
BriTe SiGnal- Sinclair GSA	13.91%	16
Rainbow Alliance- Wright State GSA	14.78%	17
Lesbian Dayton	11.30%	13

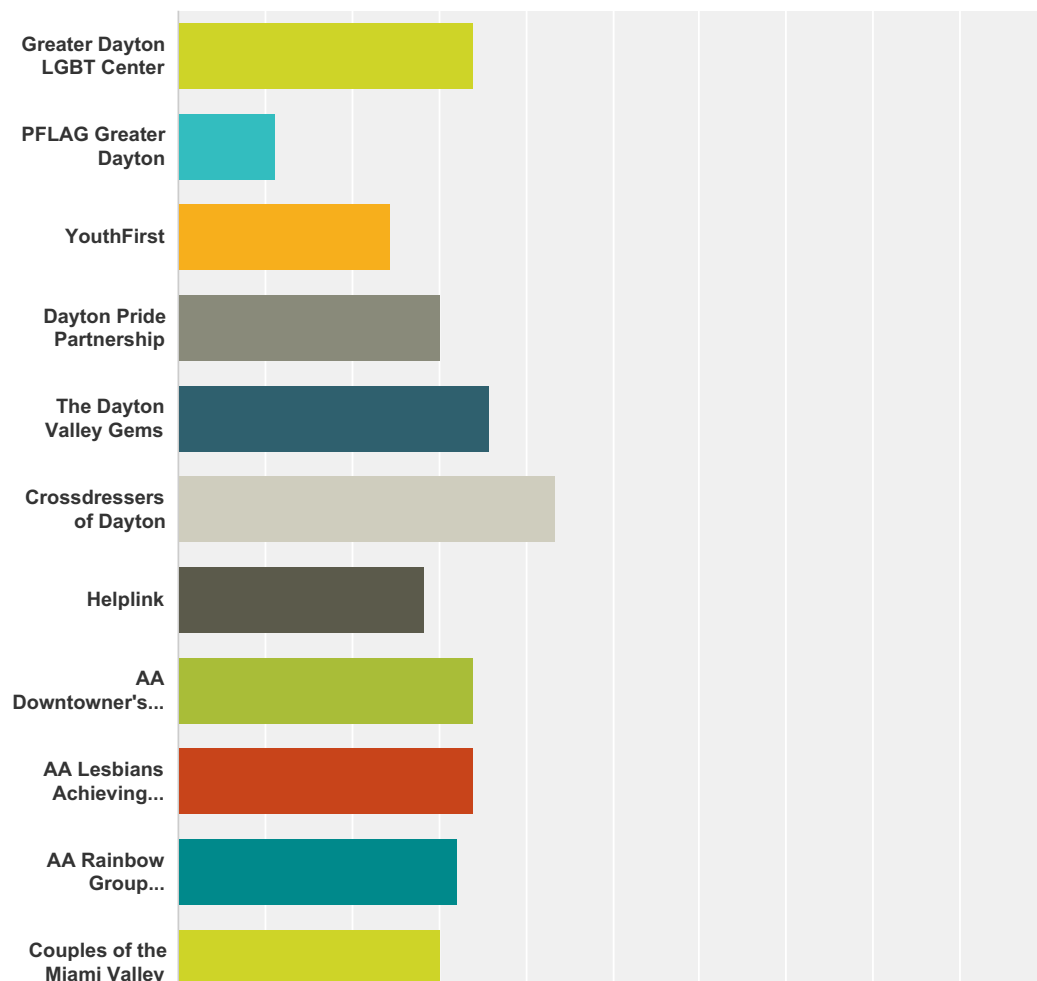
2014 Greater Dayton LGBT Center Rediscovering Our Community Survey

The Mu Crew	26.96%	31
GLSEN	22.61%	26
Poz 4 Poz	4.35%	5
Other (please specify)	6.09%	7
Total Respondents: 115		

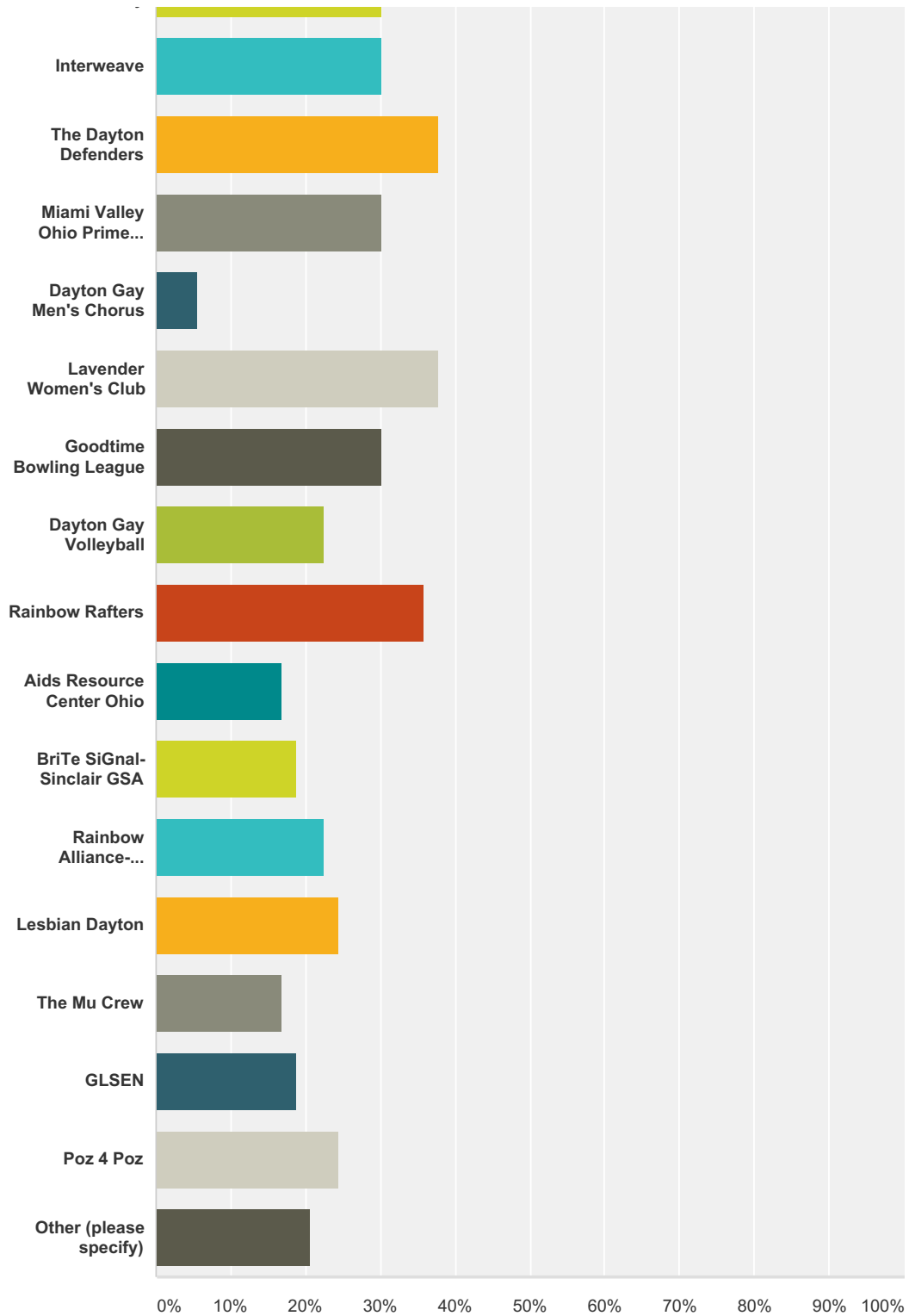
#	Other (please specify)	Date
1	All	10/31/2014 12:59 PM
2	I dont think any of them do	10/28/2014 9:41 PM
3	Ruby Girls	7/3/2014 9:28 AM
4	I have not heard any negative info about any of these organizations. I am some what new to the area	6/27/2014 5:17 PM
5	None	6/25/2014 1:09 PM
6	None.	6/25/2014 1:22 AM
7	do not know	6/9/2014 11:17 AM

Q116 Which organizations don't have a good presence in the community?

Answered: 53 Skipped: 129



2014 Greater Dayton LGBT Center Rediscovering Our Community Survey



Answer Choices	Responses	Count
Greater Dayton LGBT Center	33.96%	18
PFLAG Greater Dayton	11.32%	6
YouthFirst	24.53%	13
Dayton Pride Partnership	30.19%	16

2014 Greater Dayton LGBT Center Rediscovering Our Community Survey

The Dayton Valley Gems	35.85%	19
Crossdressers of Dayton	43.40%	23
Helplink	28.30%	15
AA Downtowner's Gay Group	33.96%	18
AA Lesbians Achieving Sobriety Together Group	33.96%	18
AA Rainbow Group (Springfield)	32.08%	17
Couples of the Miami Valley	30.19%	16
Interweave	30.19%	16
The Dayton Defenders	37.74%	20
Miami Valley Ohio Prime Timers	30.19%	16
Dayton Gay Men's Chorus	5.66%	3
Lavender Women's Club	37.74%	20
Goodtime Bowling League	30.19%	16
Dayton Gay Volleyball	22.64%	12
Rainbow Rafters	35.85%	19
Aids Resource Center Ohio	16.98%	9
BriTe SiGnal- Sinclair GSA	18.87%	10
Rainbow Alliance- Wright State GSA	22.64%	12
Lesbian Dayton	24.53%	13
The Mu Crew	16.98%	9
GLSEN	18.87%	10
Poz 4 Poz	24.53%	13
Other (please specify)	20.75%	11
Total Respondents: 53		

#	Other (please specify)	Date
1	None	10/31/2014 12:59 PM
2	none of them	10/28/2014 9:41 PM
3	Most of them I never have heard of	10/28/2014 5:07 PM
4	none	10/23/2014 10:31 AM
5	n/a	6/28/2014 2:30 PM
6	I haven't used any of their services to respond to this question	6/27/2014 5:17 PM
7	Na	6/25/2014 10:16 PM
8	None - to my (limited) knowledge	6/25/2014 5:05 AM

2014 Greater Dayton LGBT Center Rediscovering Our Community Survey

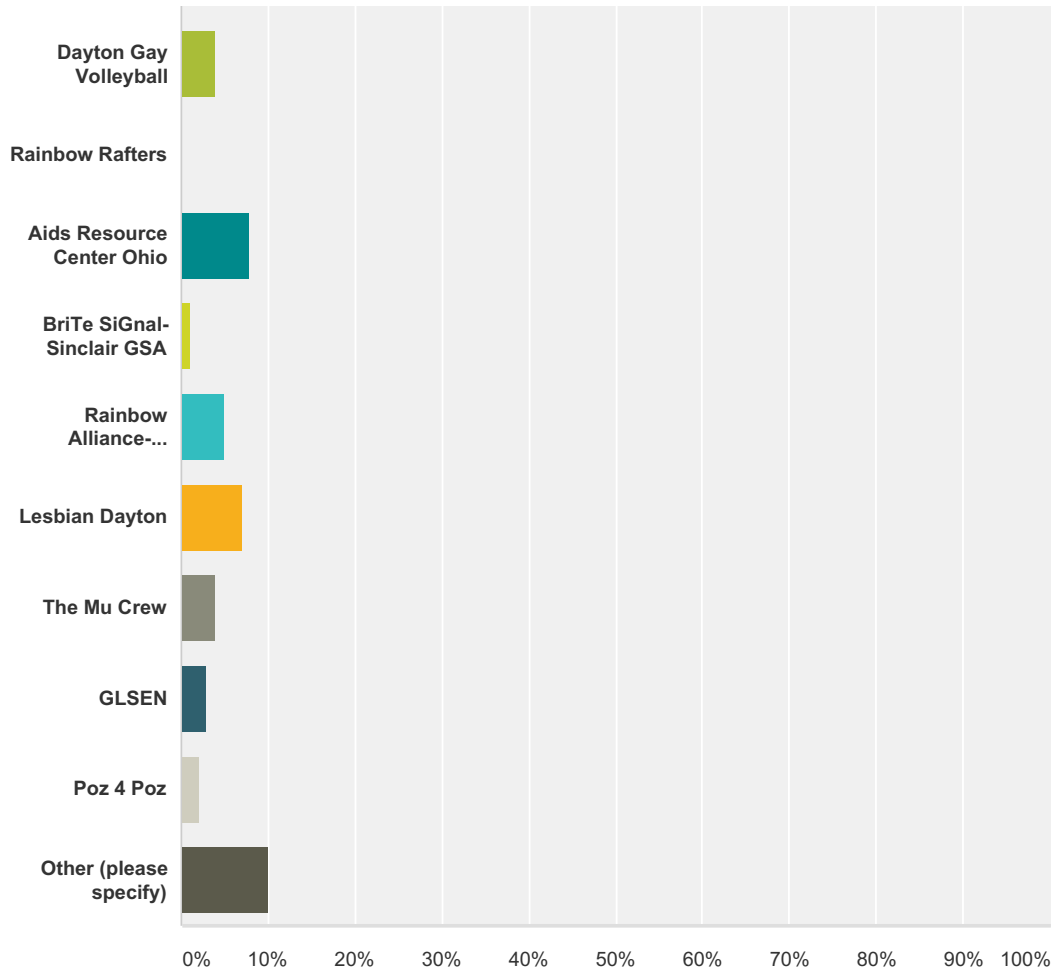
9	Possibly all of them.	6/25/2014 1:22 AM
10	do not know	6/9/2014 11:17 AM
11	Club Masque	6/8/2014 10:49 PM

Q117 What organization have you used that benefited you most?

Answered: 100 Skipped: 82



2014 Greater Dayton LGBT Center Rediscovering Our Community Survey



Answer Choices	Responses
Greater Dayton LGBT Center	32.00% 32
PFLAG Greater Dayton	5.00% 5
YouthFirst	1.00% 1
Dayton Pride Partnership	2.00% 2
The Dayton Valley Gems	0.00% 0
Crossdressers of Dayton	0.00% 0
Helplink	1.00% 1
AA Downtowner's Gay Group	1.00% 1
AA Lesbians Achieving Sobriety Together Group	1.00% 1
AA Rainbow Group (Springfield)	0.00% 0
Couples of the Miami Valley	0.00% 0
Interweave	0.00% 0
The Dayton Defenders	0.00% 0

2014 Greater Dayton LGBT Center Rediscovering Our Community Survey

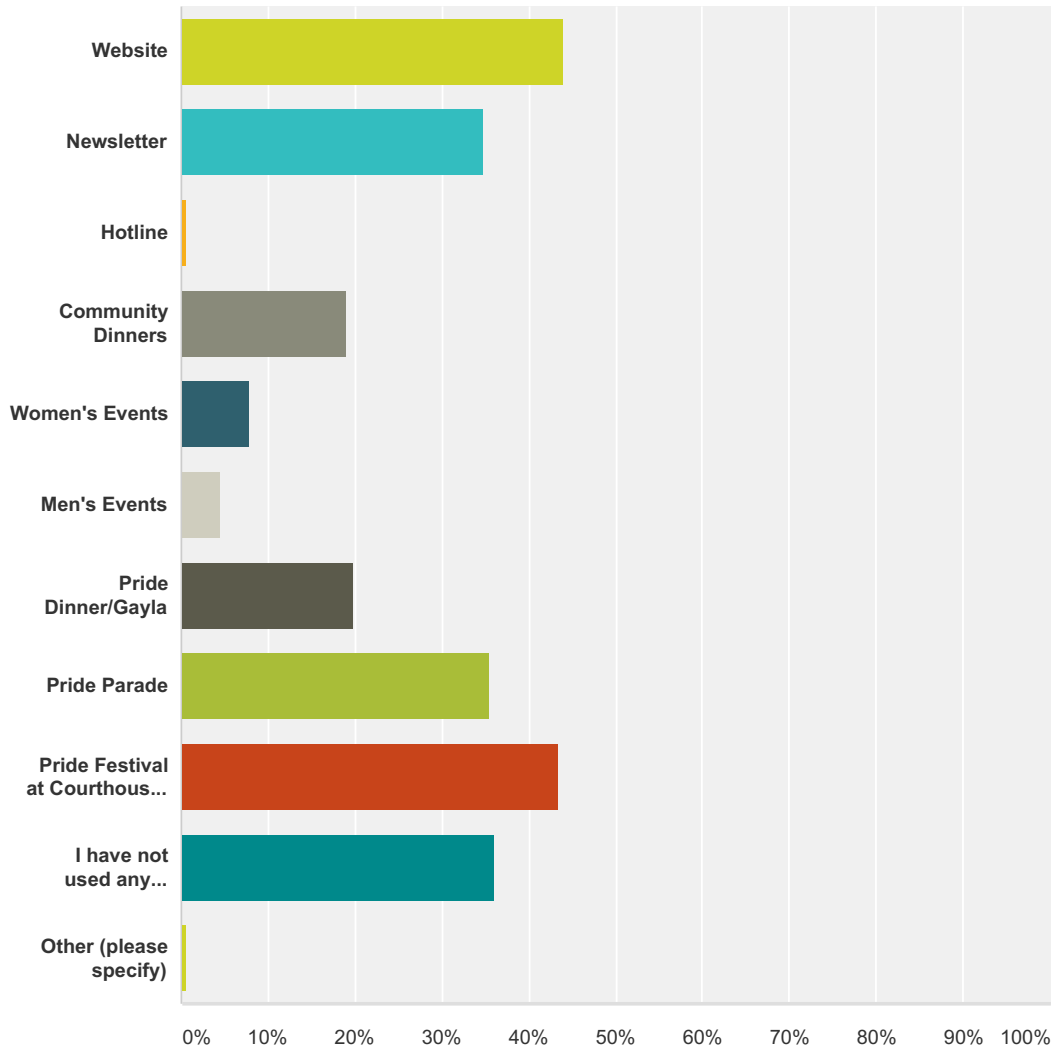
Miami Valley Ohio Prime Timers	1.00%	1
Dayton Gay Men's Chorus	9.00%	9
Lavender Women's Club	2.00%	2
Goodtime Bowling League	1.00%	1
Dayton Gay Volleyball	4.00%	4
Rainbow Rafters	0.00%	0
Aids Resource Center Ohio	8.00%	8
BriTe SiGnal- Sinclair GSA	1.00%	1
Rainbow Alliance- Wright State GSA	5.00%	5
Lesbian Dayton	7.00%	7
The Mu Crew	4.00%	4
GLSEN	3.00%	3
Poz 4 Poz	2.00%	2
Other (please specify)	10.00%	10
Total		100

#	Other (please specify)	Date
1	None	10/28/2014 5:07 PM
2	Team Dayton	10/27/2014 6:30 PM
3	none	8/1/2014 10:50 PM
4	N/A	6/28/2014 4:23 PM
5	None	6/25/2014 1:09 PM
6	Living Beatitudes (gay-friendly religious group)	6/25/2014 5:05 AM
7	None, I don't need them at all. They've never done squat for me.	6/25/2014 1:22 AM
8	Quite a few of the above	6/25/2014 12:10 AM
9	No way to compare these groups	6/9/2014 2:30 PM
10	none	6/9/2014 11:17 AM

Q118 What services of the Dayton Lesbian and Gay Center have you used in the last year?

Answered: 152 Skipped: 30

2014 Greater Dayton LGBT Center Rediscovering Our Community Survey



Answer Choices	Responses
Website	44.08% 67
Newsletter	34.87% 53
Hotline	0.66% 1
Community Dinners	19.08% 29
Women's Events	7.89% 12
Men's Events	4.61% 7
Pride Dinner/Gayla	19.74% 30
Pride Parade	35.53% 54
Pride Festival at Courthouse Square	43.42% 66
I have not used any services	36.18% 55
Other (please specify)	0.66% 1

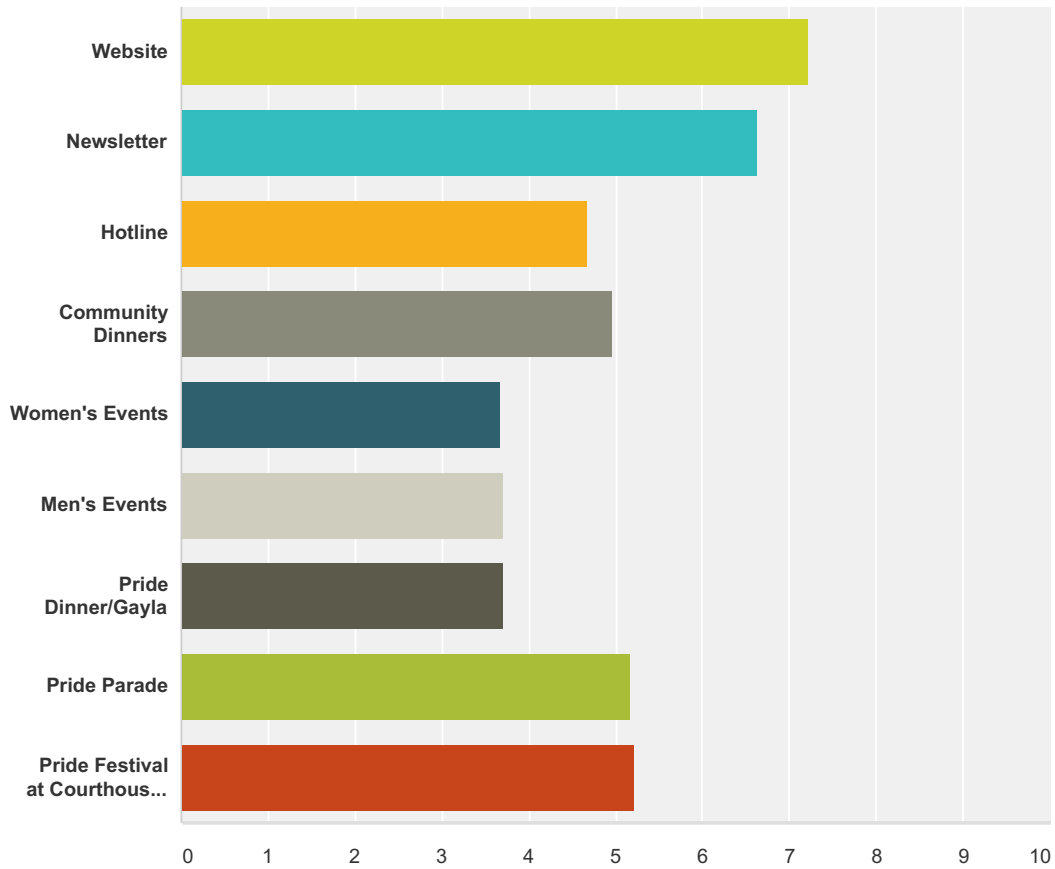
2014 Greater Dayton LGBT Center Rediscovering Our Community Survey

Total Respondents: 152

#	Other (please specify)	Date
1	none	6/9/2014 11:17 AM

Q119 Please rank the Center's services in order of importance to you, with 1 being most important and 9 being least important to you.

Answered: 117 Skipped: 65



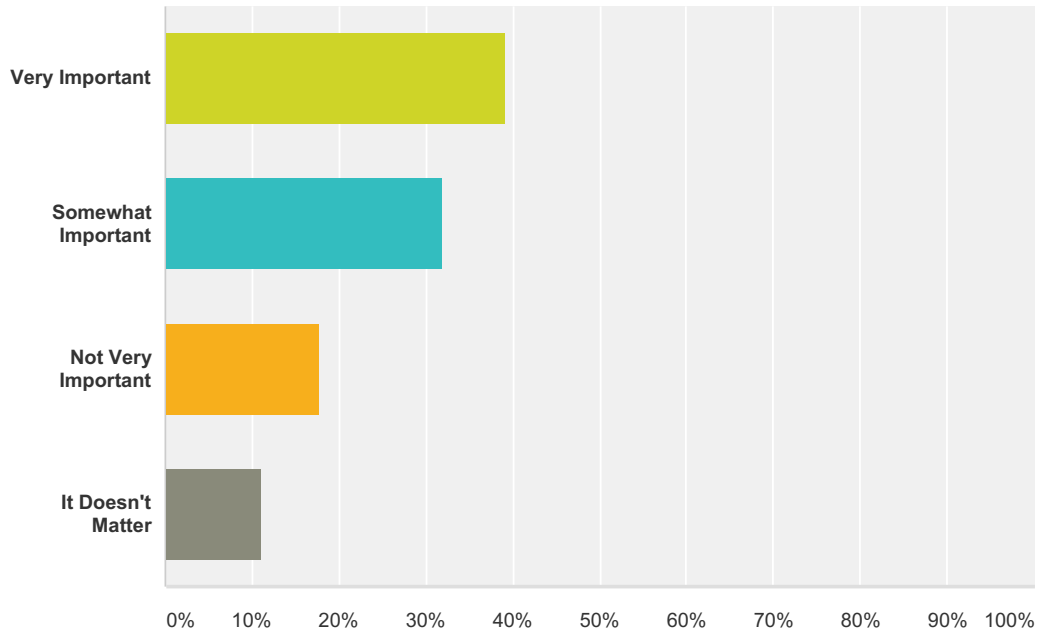
	1	2	3	4	5	6	7	8	9	Total	Average Ranking
Website	40.17% 47	17.09% 20	11.11% 13	15.38% 18	5.98% 7	1.71% 2	3.42% 4	2.56% 3	2.56% 3	117	7.23
Newsletter	15.38% 18	29.06% 34	16.24% 19	10.26% 12	11.97% 14	11.11% 13	2.56% 3	1.71% 2	1.71% 2	117	6.63
Hotline	4.27% 5	10.26% 12	13.68% 16	11.11% 13	14.53% 17	8.55% 10	13.68% 16	13.68% 16	10.26% 12	117	4.68
Community Dinners	3.42% 4	5.13% 6	14.53% 17	20.51% 24	14.53% 17	16.24% 19	13.68% 16	9.40% 11	2.56% 3	117	4.97

2014 Greater Dayton LGBT Center Rediscovering Our Community Survey

Women's Events	5.98% 7	4.27% 5	5.13% 6	4.27% 5	12.82% 15	12.82% 15	12.82% 15	21.37% 25	20.51% 24	117	3.67
Men's Events	2.56% 3	2.56% 3	5.98% 7	8.55% 10	12.82% 15	18.80% 22	17.09% 20	12.82% 15	18.80% 22	117	3.72
Pride Dinner/Gayla	2.56% 3	0.85% 1	7.69% 9	11.11% 13	10.26% 12	17.09% 20	19.66% 23	11.11% 13	19.66% 23	117	3.71
Pride Parade	8.55% 10	17.09% 20	14.53% 17	10.26% 12	10.26% 12	5.98% 7	5.13% 6	22.22% 26	5.98% 7	117	5.18
Pride Festival at Courthouse Square	17.09% 20	13.68% 16	11.11% 13	8.55% 10	6.84% 8	7.69% 9	11.97% 14	5.13% 6	17.95% 21	117	5.21

Q120 How important is it for the Greater Dayton LGBT Center to have a physical building of its own?

Answered: 153 Skipped: 29

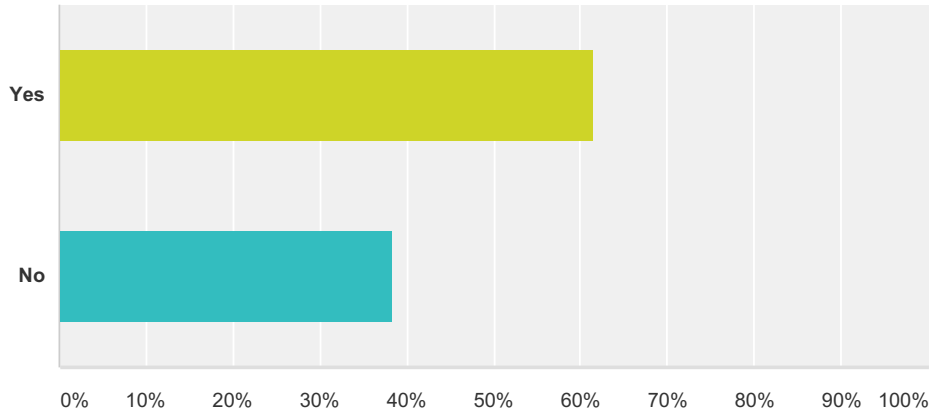


Answer Choices	Responses
Very Important	39.22% 60
Somewhat Important	32.03% 49
Not Very Important	17.65% 27
It Doesn't Matter	11.11% 17
Total	153

Q121 Would a physical building encourage you to maintain a Greater Dayton LGBT Center membership?

2014 Greater Dayton LGBT Center Rediscovering Our Community Survey

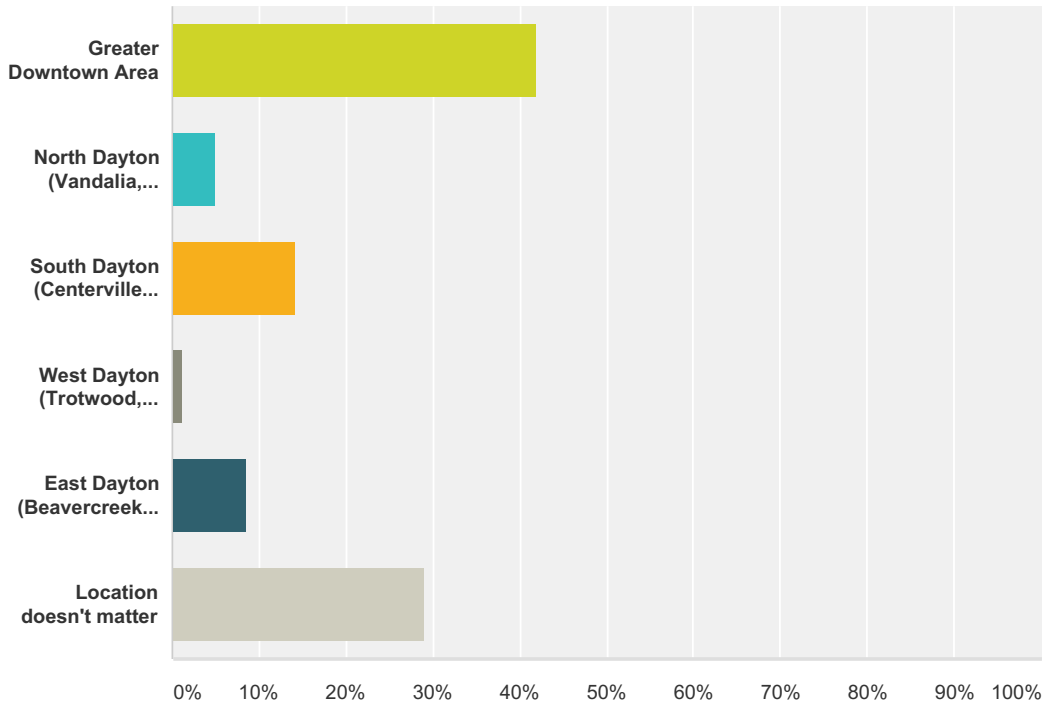
Answered: 151 Skipped: 31



Answer Choices	Responses	
Yes	61.59%	93
No	38.41%	58
Total		151

Q122 Where in the Greater Dayton area are you most likely to attend events?

Answered: 162 Skipped: 20



Answer Choices	Responses	
Greater Downtown Area	41.98%	68

2014 Greater Dayton LGBT Center Rediscovering Our Community Survey

North Dayton (Vandalia, Huber Heights, Tipp City, Troy)	4.94%	8
South Dayton (Centerville, Kettering, Miamisburg, Springboro)	14.20%	23
West Dayton (Trotwood, Clayton, Brookville, Eaton)	1.23%	2
East Dayton (Beavercreek, Fairborn, Xenia, Yellow Springs)	8.64%	14
Location doesn't matter	29.01%	47
Total		162

Q123 Please feel free to leave additional comments:

Answered: 30 Skipped: 152

#	Responses	Date
1	When I was coming out, before the Internet and before marriage equality, I participated in DLGC events. I think it's important to have LGBT groups for youth, but I don't think that LGBT adults really need a local LGBT center.	10/30/2014 12:46 PM
2	I skipped a couple of questions at the end - not seeing the importance of collecting the data - it was all those questions about the organizations - long ass survey	10/29/2014 10:29 AM
3	Thanks for asking my opinion. Since I recently married, I would be very interested in a Lesbian or Gay Lawyer in the area who can help me make sure my partner and I are protected in the event one of us passes away.	10/29/2014 7:57 AM
4	I have no idea how to contact most of the groups you mentioned....	10/28/2014 5:08 PM
5	Appreciate effort for the survey. I think GD LGBT Center needs to figure out a way to bring people like me out. I know of some people, personally and from a distance who are on the board of the GD LGBT center, and I feel that sometimes personalities outweigh the service to our community. In other words, typical politicking and power issues cloud what could be done for Dayton. Maybe this is a fresh step to being something more than the group that hosts a meager pride parade and a predictable pride festival. Need new ideas and better outreach.	10/28/2014 2:46 PM
6	Comment on how some questions were not useful. #11. My personal interests _reflect_ my self image. #20-31, 53-54. American society has changed a huge amount in my life as an out gay man (1972-2014), and it is impossible to generalize answers to these questions. #71-72. The only good answer for me is "both."	10/27/2014 6:33 PM
7	I am very disappointed in the Center and their lack of concern for the community. The board doesn't follow through on responses to the community nor do they seem to care about the LGBT community in general. There needs to be a complete overhaul of the board and center focused activities. Support the events you connected with and be a part of the community.	9/11/2014 9:05 PM
8	Most of the groups listed i haven't heard of to be able to say if they have a good presence in the community. Maybe if i haven't heard of them, they don't have a presence. AIDS of Ohio his os huge it has both good impressions (services) and bad impressions (leadership). rather than focusing on gettinga building and then justifying it, the center should focus on making itself essential in the community and then having a buidling will be seen as a natural necessity, not some be-all, end-all goal in and of itself. Do a good great job with Pride, have a sane and rational image in the community (not an image of a shrill bunch of in-fighters), do a good job with the newsletter (which is largely the case already-good job) and you wil lbe an important part of the community.	9/8/2014 4:26 PM
9	I was married, didn't come out until I was in my 40's, and am still not partnered so I have not experience the discrimination that may have occurred otherwise.	9/7/2014 9:01 PM
10	i live in Tipp City. it is a very Homophobic place full of hostility toward lgbt people and i beg you to try to do something about it. the people here are cruel, so much that i often feel that is suicide the only answer or as if my life is in direct danger.thank you.	8/11/2014 11:46 PM
11	Please include asexuality awareness because we are a minority.	8/1/2014 10:51 PM
12	The current board needs to go, you need a change. They have maintained control for too long and everything about the LGBT center is stale. The LGBT center needs a positive representation in the community and currently it does not have that.	7/12/2014 8:50 AM

2014 Greater Dayton LGBT Center Rediscovering Our Community Survey

13	Other than my therapist I have no support. I'm looking to see what is available in Dayton.	7/8/2014 3:39 PM
14	I believe the LGBT community needs a stronger presents in the political process. What has happen to Stonewall Democrats?	7/2/2014 10:37 AM
15	My household lives on a very limited income, and LGBT people are disproportionately poorer than our straight counterparts, with LGBT of color making up the largest section of those under the poverty line. Yet, Pride events seem to be focused primarily on upscale venues. What is being done to make sure that the community is equally accessible to all economic backgrounds and safe for POC? How much of fund raising for events benefits LGBT of color, especially trans individuals? Is the focus solely on "marriage equality" (which may or may not benefit trans people even if same sex marriage is legalized)? LGBT of color are disproportionately affected by the prison industry and suffer worse outcomes from interaction with law enforcement. From what I've seen, the focus seems to be primarily on white middle class cisgender gays and lesbians, before I support anything financially or show up to any events, I'd like to see some assurances that the B and T aren't just there for decoration, and that those most affected by discrimination are at the forefront of community efforts. Yes marriage is important, but poverty, police brutality, and homelessness, while they don't look as nice on posters, are all much more pressing issues.	6/28/2014 4:32 PM
16	I have recently returned to the area after many years of living on the west coast. My interests took a back seat to helping out family. I now want to have more balance in my life to maintain my healthy look on life. My family is draining the life force out of me, they must be created from krypton it'd.	6/27/2014 5:20 PM
17	I think it would be nice if a membership to the center came with a set list of perks (ex. \$10 off a masquerage ticket, discounts at the neon, local coffee shops, bar cover charges, etc.). I also think it would be nice to have a few monthly activities. (Ex. one wednesday a month go see a movie at the Greene, one night a month at one of the gay bars, a monthly hike at a park). You may not start off with huge attendance figures but it would make the group appear much more active than it currently does. As of now only about 5 days annually are top-of-mind (Pride, Pride Dinner, and the three community dinners). More activities would equal greater visibility. Those smaller less-work intensive events could also be great feeders for the centers larger annual functions. Just some thoughts. Keep up the great work, it's nice to see things moving in a pro-active direction. Cheers.	6/26/2014 12:57 PM
18	Would like to see a FRONTRUNNERS group here	6/25/2014 10:19 PM
19	I would like to see a free trial membership to the dayton lgbt center	6/25/2014 10:16 PM
20	I am not from Dayton. I live up in Paulding county where there is nothing. Which will explain some of my answers.	6/25/2014 11:52 AM
21	I hate to be so negative, but I've only ever had really bad times with other gays, so I avoid them like I would a LEPER colony. Their always terrible alcoholics/druggies, or they rip off my stuff, or try to rob me. Lesbians/dykes are really scary too. I can't stand those mean dirty cunts. I have to only use my hand for pleasure, because humans have so many horrible disease's. I don't want to catch anything at all. YUK! I'm also a germophobic. I'm doing just fine on my own with my pets, thank you very much.	6/25/2014 1:31 AM
22	I feel that the center is inconsistent. Sometimes I get a "weekly" email once a week, but most of the time it is at random with long pauses between. I'm not sure what the center does other than put together the rainbow directory, which is helpful. I really wish we had a thriving community center to run events out of and have space to work on initiatives in. I'm 30 and have never really felt like there was something for me to be involved in with the center.	6/25/2014 12:28 AM
23	There were a few questions an n/a would have been a helpful response choice	6/25/2014 12:24 AM
24	Thanks! :)	6/25/2014 12:11 AM
25	There aren't a lot of African American LGBT events that I know of. I'd like to attend events geared towards the African American community.	6/19/2014 9:38 PM
26	The center doesn't have a strong in the minority areas .anything west of downtown. they aren't seen	6/9/2014 1:20 AM
27	LONG survey, but glad to help! Also, would've like to seen Eternal Joy MCC as a community organization.	6/8/2014 11:00 PM
28	Great survey. A little on the long side. I feel some of the beginning questions could be left out and get to the real "meat" of the issues and groups later on.	6/8/2014 10:50 PM
29	The choices for orientation and gender presentation are very lacking.	6/8/2014 9:28 PM
30	The entertainment at the 2014 "Pride Dinner" was embarrassing. Don't invite ZOOT Theatre back; their skit was offensive and anti-intellectual, though they may have thought it cute and supportive. Let's also do away with drag impersonators; their time is past. If you're going to still call it a "dinner," then ante up a dinner instead of hors d'oeuvres. I went away thinking that I had just given you a \$50 donation without much to show for it.	6/8/2014 9:22 PM